

Regional Solid Waste Association

Supplemental Documents for the July 13, 2023 Board of Directors' Meeting

Item #6.

SB 1383 Compliance Update

RSWA Board Presentation

Solana Center for
Environmental
Innovation

Jessica Toth, Director

www.solanacenter.org

July 6, 2023



SB1383 Updates

- New CalRecycle Local Assistance Grant
- CalRecycle jurisdictional compliance inspection
- Progress varied throughout the County
- EAR due to CalRecycle Aug 1, 2023
- Enforcement begins Jan 1, 2024
- Solana Center developing an inspector training program

Progress in RSWA Cities

	Del Mar	Encinitas	National City	Poway	Solana Beach	Vista
Regulated Businesses	7	42	< 35	32	7	< 50
% Inspections Completed	71%	43%	Not started	69%	86%	20%
% Technical Assistance Completed	29%	33%		16%	0%	0%
Food Recovery Organizations						
Food Recovery Organizations	0	2	10-28	2	0	10
% Food Recovery Orgs Inspected	100%	100%	0%	100%	100%	0%

Food Donation Field Observations

- Corporate grocery stores & supermarkets have programs in place.
- Wholesalers are mixed -- some have programs, others have food to donate but not enough resources, and others don't have food to donate.
- Big Food Service Providers are doing the best job managing their waste through use of data tracking analytics.
- Schools need help implementing food recovery programs and sharing tables.
- Restaurants & corporate cafeterias have established food waste prevention practices, reducing the potential for food recovery.
- Hospitals are mixed depending on how they are managed.

Next Steps for all Cities

- Annual inspections & technical assistance
Pace set by city based on compliance requirements
- Enforcement starts Jan 2024
Process must be defined and in place
- Annual education & outreach
- Capacity planning for food rescue
If County assessment determines insufficient recovery capacity, implementation plans must be developed by cities

Questions?



City-Specific Progress

Del Mar - Tier 1 - waiting on CalRecycle direction for Premier Foods. Tier 2 - last restaurant inspection scheduled in July. No FROs.

Encinitas - Tier 1 & FRO inspections complete. Tier 2 businesses provided TA.

National City - Tier 1 and FRO inspections will start in July.

Poway - Tier 1 and FROs complete. Tier 2 - last 3 scheduled in July. Some businesses not responsive.

Solana Beach - Tier 1 and 2 complete except schools. Schools work in progress. No FROs in city.

Vista - Tier 1 and FRO inspections ongoing.

Item #7.C.

**REGIONAL SOLID WASTE ASSOCIATION
FY 2022-2023 FINANCIAL STATUS REPORT
JULY 13, 2023 BOARD MEETING**

	<u>ANNUAL BUDGET</u>	<u>ACTUAL THRU 6/30</u>	<u>% of Budget</u>	<u>ESTIMATED FINAL</u>	<u>% of Budget</u>
BEGINNING BALANCE (6-30-2022 Fund Balance)	\$ 322,632	\$ 322,632		\$ 322,632	
REVENUES					
DISPOSAL AGREEMENT VOLUME REBATE	301,852	301,852	100.00%	301,852	100.00%
DISPOSAL AGREEMENT AMENDMENT PAYMENT	50,000	50,000	100.00%	50,000	100.00%
HHW NON-MEMBER	50,000	41,054	82.11%	52,000	104.00%
INVESTMENT EARNINGS	8,000	305	3.81%	4,000	50.00%
TOTAL REVENUES	409,852	393,211	95.94%	407,852	99.51%
EXPENDITURES					
DIRECTOR STIPENDS / PAYROLL PROCESSING	12,000	7,412	61.77%	7,500	62.50%
INSURANCE	8,000	8,166	102.08%	8,166	102.08%
TRAINING, TRAVEL AND MEETINGS	8,000	1,495	18.69%	3,126	39.08%
AUDIT SERVICES	5,000	-	0.00%	4,000	80.00%
LEGAL SERVICES	30,000	20,000	66.67%	30,000	100.00%
CONSULTANT SERVICES	45,000	33,000	73.33%	33,000	73.33%
REIMBURSEMENTS	1,000	1,134	113.40%	1,331	133.10%
HHW PERMITS	5,000	2,578	51.56%	2,578	51.56%
HHW FACILITY SECURITY & PHONE	3,250	3,248	99.94%	3,248	99.94%
WEBSITE MAINTENANCE	1,310	1,310	100.00%	1,310	100.00%
SPECIAL PROGRAMS (HHW & ORGANICS)	3,000	-	0.00%	-	0.00%
SB 1383 COMPLIANCE FUNDING	65,000	35,310	54.32%	53,575	82.42%
HHW & ORGANICS EDUCATION	49,000	49,000	100.00%	49,000	100.00%
ENVIRONMENTAL ENHANCEMENT PROGRAM	150,000	150,000	100.00%	150,000	100.00%
EQUITY ADJUSTMENT PAYMENTS	42,479	42,759	100.66%	43,039	101.32%
TREASURER/CONTROLLER	10,000	10,000	100.00%	10,000	100.00%
CONTINGENCY	10,000	-	0.00%	-	0.00%
TOTAL EXPENDITURES	448,039	365,412	81.56%	399,873	89.25%
TOTAL ENDING FUND BALANCE	\$ 284,445	\$ 350,431		\$ 330,611	
FUND BALANCE, UNRESERVED/UNDESIGNATED		\$ 270,431		\$ 250,611	
VISTA HHW FACILITY CLOSURE DESIGNATION		40,000		40,000	
POWAY HHW FACILITY CLOSURE DESIGNATION		40,000		40,000	
TOTAL ENDING FUND BALANCE		\$ 350,431		\$ 330,611	

**REGIONAL SOLID WASTE ASSOCIATION
FY 2022-2023 ADOPTED BUDGET
FY 2023-2024 & FY 2024-2025 PROPOSED BUDGETS**

	<u>2022/23 ADOPTED BUDGET</u>	<u>2022/23 ANTICIPATED</u>	<u>2023/24 ADOPTED BUDGET</u>	<u>2023/24 PROPOSED AMENDED BUDGET</u>	<u>2024/25 PROPOSED BUDGET</u>
	\$ 322,632	\$ 322,632	\$ 330,611	\$ 330,611	\$ 330,986
		\$ -			
		\$ -			
DISPOSAL AGREEMENT VOLUME REBATE	301,852	\$ 301,852	301,852	401,852	401,852
DISPOSAL AGREEMENT AMENDMENT PAYMENT	50,000	\$ 50,000	-		
HHW NON-MEMBER	50,000	\$ 55,000	50,000	50,000	50,000
INVESTMENT EARNINGS	8,000	\$ 4,000	8,000	4,000	4,000
TOTAL REVENUES	409,852	\$ 407,852	359,852	455,852	455,852
DIRECTOR STIPENDS / PAYROLL PROCESSING	12,000	7,500	10,000	8,500	8,500
INSURANCE	8,000	8,166	8,000	9,500	9,500
TRAINING, TRAVEL AND MEETINGS	8,000	3,126	9,000	9,000	9,000
AUDIT SERVICES	5,000	4,000	5,000	4,000	4,000
LEGAL SERVICES	30,000	30,000	30,000	30,000	30,000
CONSULTANT SERVICES	45,000	33,000	45,000	55,000	55,000
REIMBURSEMENTS	1,000	1,331	1,000	1,500	1,500
HHW PERMITS	5,000	2,578	5,000	5,500	5,500
HHW FACILITY SECURITY & PHONE	3,250	3,248	3,300	3,300	3,300
WEBSITE MAINTENANCE	1,310	1,310	1,250	1,500	1,500
SPECIAL PROGRAMS (HHW & ORGANICS)	3,000	-	3,000	-	-
SB 1383 COMPLIANCE FUNDING	65,000	53,575	15,000	20,000	20,000
SB 1383 GRANT PROGRAM				50,000	50,000
HHW & ORGANICS EDUCATION	49,000	49,000	49,000	49,000	49,000
ENVIRONMENTAL ENHANCEMENT PROGRAM	150,000	150,000	150,000	150,000	150,000
EQUITY ADJUSTMENT PAYMENTS	42,479	43,039	42,000	40,677	40,000
TREASURER/CONTROLLER	10,000	10,000	10,000	10,000	10,000
CONTINGENCY	10,000	-	10,000	8,000	8,000
TOTAL EXPENDITURES	448,039	399,873	396,550	455,477	454,800
	\$ 284,445	\$ 330,611	\$ 293,913	\$ 330,986	\$ 332,038

23/24 is actual per EDCO Amendment; 24/25 is estimated
This Line Item only applied to 22/23 Amended Budget
No change recommended.
Estimate per Phil Davis of National City

Eliminate This Category
For Payments to Solana Center Per Contract.

New Category. Pay directly to Cities. Cities must use funds only for SB 1383 Compliance purposes. Allocated based on # of Tier 1 and Tier 2 generators in each City, with a minimum allocation of \$2,000 for each City. \$7,000 for each Member City. Cities must use towards education. Typically paid in 1st Quarter.

Apportioned amongst 6 Regular Member Cities based on solid waste tonnage. City can use for any Solid Waste Program costs. Typically paid in October.

23/24 is actual; 24/25 is estimated. Typically paid in 4th Q. 23/24 amount = \$22,351 (Poway) + \$18,326 (NC)
Per Board Policy. No change recommended.
Contingency Amounts expended reflected in above expense categories

\$ 250,611	\$ 250,986	\$ 252,038
40,000	40,000	40,000
40,000	40,000	40,000
\$ 330,611	\$ 330,986	\$ 332,038

No change recommended.
No change recommended.

**REGIONAL SOLID WASTE ASSOCIATION
PROPOSED FY 2023-2024 & FY 2024-2025 BUDGETS**

	<u>2023/24</u> <u>BUDGET</u>	<u>2024/25</u> <u>BUDGET</u>
ESTIMATED REVENUES		
DISPOSAL AGREEMENT VOLUME REBATE	401,852	401,852
HHW NON-MEMBER	50,000	50,000
INVESTMENT EARNINGS	4,000	4,000
TOTAL REVENUES	\$455,852	\$455,852
EXPENDITURES¹		
DIRECTOR STIPENDS/PAYROLL PROCESSING	8,500	8,500
INSURANCE	9,500	9,500
TRAINING, TRAVEL AND MEETINGS	9,000	9,000
AUDIT SERVICES	4,000	4,000
LEGAL SERVICES	30,000	30,000
CONSULTANT SERVICES	55,000	55,000
REIMBURSEMENTS	1,500	1,500
HHW PERMITS	5,500	5,500
HHW FACILITY SECURITY & PHONE	3,300	3,300
WEBSITE MAINTENANCE	1,500	1,500
SB 1383 CONSULTING SERVICES	20,000	20,000
SB 1383 COMPLIANCE ASSISTANCE ²	50,000	50,000
HHW & ORGANICS EDUCATION ³	49,000	49,000
ENVIRONMENTAL ENHANCEMENT PROGRAM ⁴	150,000	150,000
EQUITY ADJUSTMENT PAYMENTS ⁵	40,677	40,000
TREASURER/CONTROLLER	10,000	10,000
CONTINGENCY ⁶	8,000	8,000
TOTAL EXPENDITURES	\$455,477	\$454,800
CLOSURE RESERVE FUND⁷		
VISTA HHW FACILITY CLOSURE DESIGNATION	40,000	40,000
POWAY HHW FACILITY CLOSURE DESIGNATION	40,000	40,000
TOTAL CLOSURE RESERVE FUND	\$80,000	\$80,000

¹The General Manager is authorized to administratively transfer funds budgeted for one expense category to one or more other expense categories as directed by the RSWA Board or as otherwise necessary and appropriate, provided the total budget for expenses is not exceeded. Any such transfer shall be reported to the Board at its next regular meeting.

²These funds are allocated to each regular member city in proportion to the number of Tier 1 and Tier 2 organic waste generators in each city, with a minimum allocation of \$2,000 per city. Each city must use the funding in furtherance of activities related to compliance with SB 1383 and CalRecycle's implementing regulations. To be disbursed in 1st Quarter. Each city shall provide a written report prior to the end of the Fiscal Year describing how the funding was used.

³\$7,000 per city. To be disbursed in 1st Quarter. This funding may be utilized to support education related to disposal of household hazardous waste (HHW) and the diversion of organic waste from the landfill. Each city shall provide a written report prior to the end of the Fiscal Year describing how the funding was used.

⁴The Environmental Enhancement Program allows each regular member city to utilize the funding allocation for environmental programs that the individual city determines are most beneficial to that jurisdiction. Funding amount is based on the prior year tonnage of the city as a percentage of the total RSWA generated tonnage. To be disbursed in the 2nd Quarter. Each city shall provide a written report prior to the end of the Fiscal Year describing how the funding was used.

⁵When the disposal contract between RSWA and EDCO was originally entered into, it was determined that the cities of Poway and National City were actually paying less per ton for disposal than the amount in the new agreement; therefore the equity adjustment was created to be paid out of the volume rebate, monies paid by EDCO to RSWA pursuant to the disposal contract, to offset that inequity. The equity adjustment for each city is calculated by multiplying the city's prior year's tonnage by \$0.50 per ton and is distributed in the 4th Quarter.

⁶Funds budgeted for Contingency purposes may be expended for unanticipated expenses not otherwise reflected in adopted Budget.

⁷RSWA is mandated to maintain funding for the closure of the household hazardous waste collection facilities in Poway and Vista. It is currently anticipated that these facilities will continue to operate for the foreseeable future.

Item #8.A.

Participation Summary

PERMANENT FACILITIES (Poway/Vista)

7/22-6/23

All Jurisdictions - Including Universal Waste, E-Waste, Batteries and Sharps Only Loads													
<u>CITY</u>	<u>JUL</u>	<u>AUG</u>	<u>SEP</u>	<u>OCT</u>	<u>NOV</u>	<u>DEC</u>	<u>JAN</u>	<u>FEB</u>	<u>MAR</u>	<u>APR</u>	<u>MAY</u>	<u>JUN</u>	<u>TOTAL</u>
Carlsbad	168	163	104	139	88	86	155	118	100	121	70	139	1,451
Del Mar	4	3	1	5	2	3	0	4	1	3	1	6	33
Encinitas	56	42	35	54	22	30	40	36	29	39	26	48	457
Escondido *	0	0	0	0	0	0	0	0	0	0	0	0	-
National City**	0	0	0	0	0	0	0	0	0	0	0	0	-
Poway	472	435	328	500	281	337	505	361	382	481	309	528	4,919
San Marcos	113	79	66	74	54	44	83	63	56	65	56	82	835
Solana Beach	9	1	3	4	2	6	4	1	2	1	3	5	41
Vista	306	252	195	308	183	205	267	233	241	283	172	258	2,903
E/U-Waste Only	212	196	120	135	119	146	178	106	79	151	118	178	1,738
Batteries Only	11	17	5	11	6	5	3	9	6	5	1	25	104
Sharps Only	16	17	8	8	2	5	1	4	14	7	9	7	98
TOTAL	1,367	1,205	865	1,238	759	867	1,236	935	910	1,156	765	1,276	12,579

*Escondido participation at Poway/Vista facilities. Total participation on page 2 (Escondido and RSWA facilities).

** National City participation at Poway/Vista facilities. Total participation on page 2 (Chula Vista and RSWA facilities).

HOME PICKUPS

7/22-6/23

All Jurisdictions - Including Batteries and E-Waste Only						
	<u>Seniors/HB</u>	<u>Co-Pay</u>	<u>Sharps/U-</u>	<u>Batteries Only</u>	<u>E-Waste Only</u>	<u>Monthly Total</u>
Jul-22	99	28	8	0	3	138
Aug-22	140	57	8	1	2	208
Sep-22	111	28	16	0	0	155
Oct-22	82	26	16	0	0	124
Nov-22	88	27	10	0	0	125
Dec-22	58	20	8	0	1	87
Jan-23	73	36	16	0	1	126
Feb-23	95	35	13	0	0	143
Mar-23	60	43	19	0	0	122
Apr-23	17	11	3	0	1	32
May-23	19	9	1	0	1	30
Jun-23	13	8	0	0	0	21
Total	855	328	118	1	9	1,311

RSWA HHW Participation By Jurisdiction

	<u>Del Mar</u>		<u>Encinitas</u>		<u>Escondido*</u>		<u>National City**</u>		<u>Poway</u>		<u>Solana Beach</u>		<u>Vista</u>		<u>Total***</u>	
	PHHWCF	Home P/U	PHHWCF	Home P/U	V/P	Esc.	PHHWCF	Home P/U	PHHWCF	Home P/U	PHHWCF	Home P/U	PHHWCF	Home P/U	PHHWCF	Home P/U
TOTAL FY20	28	23	559	481	0	1,604	251	0	4,184	19	74	160	2,866	145	9,566	828
TOTAL FY21	36	55	692	527	0	2,187	264	0	6,100	19	87	170	3,452	179	12,818	950
TOTAL FY22	16	52	473	439	0	1,421	200	0	5,127	28	78	156	3,434	136	10,749	811
Jul-22	4	4	56	33	0	110	19	0	472	4	9	11	306	10	976	62
Aug-22	3	1	42	59	0	118	24	0	435	3	1	22	252	13	875	98
Sep-22	1	4	35	42	0	107	10	0	328	1	3	9	195	8	679	64
Oct-22	5	0	54	34	0	114	16	0	500	5	4	13	308	10	1,001	62
Nov-22	2	4	22	35	0	109	14	0	281	5	2	13	183	10	613	67
Dec-22	3	3	30	20	0	117	18	0	337	6	6	7	205	4	716	40
Jan-23	0	6	40	25	0	116	15	0	505	3	4	18	267	11	947	63
Feb-23	4	1	36	26	0	109	12	0	361	0	1	8	233	12	756	47
Mar-23	1	1	29	28	0	0	25	0	382	0	2	13	241	7	680	49
Apr-23	3	2	39	32	0	116	19	0	481	0	1	12	283	15	942	61
May-23	1	4	26	30	0	112	28	0	309	4	3	15	172	8	651	61
Jun-23	6	2	48	21	0	115	21	0	528	2	5	9	298	12	1,021	46
TOTAL FY23	23	24	344	302	0	900	101	0	3,601	27	32	114	2,190	85	7,243	552

* Escondido - V/P = Vista/Poway facilities, Esc. = Escondido facility

** National City residents utilize Chula Vista facility, \$5 co-pay (data provided by City of Chula Vista)

*** Total - PHHWCF includes all permanent facility participation by RSWA member cities (including Escondido facility)


**RSWA HHW Program
Participation and
Volume Collected (lbs.)
(includes HHW from all participating jurisdictions)**

	<u>Poway</u>		<u>Vista</u>		<u>Door to Door</u>		<u>Total</u>	
	Residents	Volume	Residents	Volume	Residents	Volume	Residents	Volume
TOTAL FY20	5,136	215,402	6,861	602,298	1,915	163,281	13,912	980,981
TOTAL FY21	7,352	225,574	8,915	667,944	2,065	166,442	18,332	1,059,960
TOTAL FY22	6,387	200,634	7,941	559,227	1,929	131,998	16,257	891,859
Jul-22	590	18,407	777	48,234	138	12,058	1,505	78,699
Aug-22	536	9,903	669	60,283	208	15,070	1,413	85,256
Sep-22	396	15,050	469	28,370	155	7,092	1,020	50,512
Oct-22	576	16,080	662	23,121	124	5,780	1,362	44,981
Nov-22	337	8,457	422	30,724	125	7,681	884	46,862
Dec-22	401	9,360	466	34,430	87	8,607	954	52,397
Jan-23	612	28,008	624	33,312	126	8,328	1,362	69,648
Feb-23	407	14,701	528	29,781	143	7,445	1,078	51,927
Mar-23	432	1,880	472	34,386	122	6,877	1,026	43,143
Apr-23	566	12,150	590	36,000	137	7,200	1,293	55,350
May-23	360	17,050	405	30,776	138	6,155	903	53,981
Jun-23	647	31,869	629	44,920	118	8,984	1,394	85,773
TOTAL FY23	5,860	182,915	6,713	434,337	1,621	101,277	14,194	718,529
Weight per Vehicle/Pickup		31.2		64.7		62.5		50.6

RSWA HHW Program Participation Paint Recycling (Oil Latex) (lbs)

	Poway	Vista
TOTAL FY20	108,080	269,071
TOTAL FY21	107,013	341,924
TOTAL FY22	75,829	266,092
Jul-22	6,767	25,444
Aug-22	6,053	39,223
Sep-22	8,384	4,411
Oct-22	8,230	7,391
Nov-22	3,327	20,164
Dec-22	3,730	22,290
Jan-23	8,771	4,522
Feb-23	6,901	19,030
Mar-23	7,257	24,459
Apr-23	3,081	21,059
May-23	7,059	3,283
Jun-23	12,169	21,000
TOTAL FY23	81,729	212,276

Item #8.B.



**REGIONAL SOLID WASTE
ASSOCIATION**

Member Agencies: Cities of Del Mar,
Encinitas, Escondido, National City, Poway,
Solana Beach, and Vista


Pending Legislation Related to Solid Waste Matters

As Presented By: James Eggart

July 13, 2023

Board Meeting

**PAPER / PLASTIC
/ PACKAGING
WASTE
REDUCTION**



Assembly Bill (AB) 1347 Eliminating Paper Receipts Ting(D)

- ▶ Would require businesses to give customers option whether to receive a printed paper POS receipt and prohibit printing of a receipt if customer says it does not want one
- ▶ For receipts that are printed, they must be BPA or BPS free
- ▶ Fines of \$25 per day after third violation, not to exceed \$300 annually
- ▶ Cities authorized to enforce



Senate Bill (SB) 777

Solid Waste: Transparency in Grocery Bag Recycling Act

Allen(D)

- ▶ Would require large grocery stores to allow consumers to return reusable plastic or paper bags to store and develop a plan to ensure they get properly recycled
- ▶ Would police how grocery store chains use 10-cent charge for reusable bags
- ▶ A portion of the 10-cent charge to be spent on offering customers ability to return bags for recycling
- ▶ Quarterly reports to CalRecycle
 - ▶ Union Reps get copies
- ▶ Audits by CalRecycle



Senate Bill (SB) 728

Plastic Gift Card Ban

Limon (D)

- ▶ Would ban sale / distribution of plastic gift cards in CA beginning in 2027
- ▶ Visa / AMEX type gift cards not affiliated with specific stores would be exempt
- ▶ Civil Fines for Violations
 - ▶ 1st Violation: \$25
 - ▶ Subsequent Violations: \$100
- ▶ Cities authorized to enforce



Plastic Pollution Prevention and Packaging Producer Responsibility Act (SB 54) Amendments

- ▶ AB 1526 (Omnibus Bill)
 - ▶ Would clarify how local jurisdiction costs will be reimbursed by producers
- ▶ SB 303 (Allen)
 - ▶ Would clarify regulations regarding responsible end markets for covered materials
 - ▶ Would create ADR process for claims that implementation actions threaten operator commercial viability




Plastic Pollution Prevention and Packaging Producer Responsibility Act (SB 54) Amendments

- ▶ AB 1489 (Wood)
 - ▶ Would exempt “compostable” plastics from SB 54’s requirements
- ▶ SB 665 (Allen)
 - ▶ Would create a working Group to study novel plastic and plastic-alternative material types used to produce single-use products



BEVERAGE CONTAINERS



Senate Bill (SB) 353


Expansion of CRV Program to Large Juice Containers and Change in How Processing Payments to Recyclers are Calculated

Dodd (D), Gonzalez (D)

- ▶ Would expand the CRV Program to include large fruit juice (> 46 oz) and vegetable juice (> 16 oz) containers
- ▶ Would change methodology CalRecycle uses to calculate processing payments to recyclers
 - ▶ Quarterly instead of annually
 - ▶ Based on the lower of the preceding 3-month or 12-month average scrap value
 - ▶ Intended to protect recyclers from large swings in processing fee payments due to market fluctuations



SOLAR PANELS



Assembly Bill (AB) 2

Solar Panel Manufacturer End-of-Life Management Plans

Ward (D)

- ▶ Substantially amended in Senate
- ▶ For **customer-owned** solar panels: Would require retailers to charge a fee at purchase
 - ▶ Fee would go to State and used to make payments to collectors and recyclers of used solar panels
- ▶ For **non-customer-owned** solar panels: Would require solar panel manufacturers to develop & implement an end-of-life management plan for management and recycling of used solar panels
 - ▶ Plans not subject to CalRecycle approval
 - ▶ CalRecycle would develop guidance for what such plans should include and could selectively audit plans for compliance




Assembly Bill (AB) 1238


Alternative Management Standards for Recycling of Solar Panels

Ward (D)

- ▶ Would require DTSC to develop **alternative management standards for solar panels**
- ▶ Would allow solar panels to be collected, reused, or recycled without a hazardous waste permit
- ▶ Would streamline the collection and recycling process for used solar panels



BATTERIES

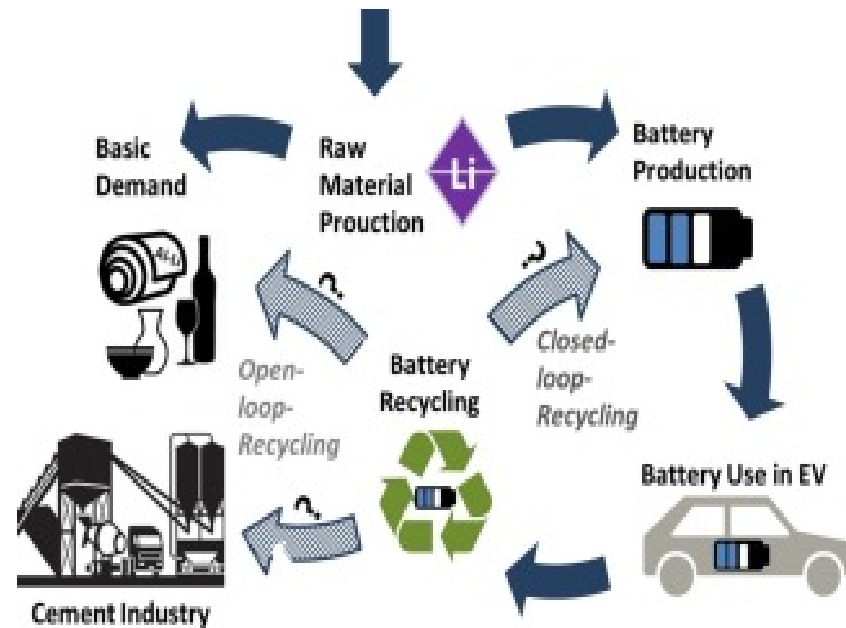


Senate Bill (SB) 615


Recycling / Reuse of Electric Vehicle Batteries

Allen (D); Min (D)

- ▶ Would require all **electric vehicle (EV) traction batteries** sold with cars in CA to be recovered, reused, repurposed, remanufactured, or recycled at end of their useful life
- ▶ EV vehicle manufacturers, dealers, automobile dismantlers, and nonvehicle secondary users all would be responsible
- ▶ Would replace existing statutory requirements for recycling of lithium-ion vehicle batteries



ELECTRONIC WASTE



Senate Bill (SB) 244 Right to Repair Act

Eggman (D)

- ▶ Would give consumers the right to repair consumer electronics and appliances sold in CA after July 1, 2021
- ▶ Manufacturers would have to make information, parts and tools available to owners and repair shops for 3 years
- ▶ Intent is to encourage owners to repair broken electronics and appliances instead of putting them into the waste stream



Senate Bill (SB) 568


Export of Electronic Waste

Newman (D)

- ▶ Would require an exporter to demonstrate that covered electronic waste or devices cannot be managed by an in-state e-waste recycler before they can be exported to another state or a foreign country



PAINT



Assembly Bill (AB) 1526


Paint Stewardship Law Amendments

Assembly Committee on Natural Resources

- ▶ Would expand California's Paint Stewardship Law to cover **aerosol spray paint** and similar aerosol coating products
- ▶ Manufacturers or PRO would have until **July 1, 2026** to submit an aerosol paint stewardship plan to CalRecycle for approval
- ▶ Would also change due date for Paint Care annual report from November 1st to May 15th



CARPETS / TEXTILES



Senate Bill (SB) 707

Responsible Textile Recovery Act of 2023

Newman (D)

- ▶ Would establish EPR program for the collection / recycling of post-consumer apparel and textiles
- ▶ CalRecycle would have until **December 31, 2025** to adopt / implement regulations
- ▶ Producers would then have 1 year to submit stewardship plan to CalRecycle for approval and would have 1 year after CalRecycle approval to implement the plan
 - ▶ Plan would have to be reviewed every 5 years
- ▶ Regulation of collection sites and setting of minimum recycling efficiency rates would be deferred until 2032



Assembly Bill (AB) 863


Carpet Stewardship Program Amendments

Curry (D)

- ▶ Intended to improve accountability for CARE and other consumer-funded carpet recycling programs
- ▶ Would increase civil penalties on producers for violations
- ▶ Repeat offenders would be ineligible to run stewardship programs
- ▶ Would require at least 10% of the assessments collected to be expended for grants to union apprenticeship programs for carpet installers
- ▶ Would authorize CalRecycle to adopt regulations to bring entities into compliance



ORGANICS



Assembly Bill (AB) 573

Meeting SB 1383 Organic Waste Product Procurement Targets

Garcia (D)

- ▶ Would require CalRecycle to count CA derived recovered organic waste (i.e., mulch) sent for processing outside of the state towards SB 1383 procurement targets
- ▶ Would primarily benefit jurisdictions in rural and border areas when in-state processing facilities are unavailable



Senate Bill (SB) 613

Low-Population Exemption from SB 1383

Seyarto (R)

- ▶ Would exempt very small jurisdictions from SB 1383 and SB 1383 regulations
- ▶ Exemption would only apply to a jurisdiction that disposes < 5,000 tons of solid waste per year and has a population < 7,500 residents



Assembly Bill (AB) 660


Elimination of “Sell By” Dates on Food Labels

Irwin (D)

- ▶ Would generally prohibit the use of a “sell by” label on food products
 - ▶ “sell by” date allowed if coded format is not easily readable
- ▶ Would instead require that all for sale food items be labeled with a “Best if used by” and/or “use by” label
- ▶ Allows for the donation of food after “best if used by” date has passed
- ▶ Special requirements for eggs/shellfish
- ▶ New labeling requirements would take effect **January 1, 2025**



**OTHER BILLS
RELATED TO
SOLID WASTE**



Senate Bill (SB) 367

State and Federal Land Waste Removal and Cleanup Grant Program

Seyarto (R)

- ▶ Would create new program and funding mechanism for cleanup of illegal dumping on state and federal public lands

