


Regional Solid Waste Association

**Supplemental Documents
Provided at the July 11, 2019
Board of Directors Meeting**

Item #5

The State of Recycling

- Recycling materials are shipped as commodities worldwide.
- Asian countries accept most of the western United States' paper, cardboard and plastics.
- Restrictions from China and material standards have resulted in the development of domestic markets.




EDCO

edcoisposal.com

"We'll Take Care of It"

Material Recovery Facilities (MRF)

EDCO Operates two state of the art processing facilities in San Diego County. Both of these facilities process residential and commercial commingled recycling from nearly all cities in San Diego County along with material from Riverside and San Bernardino Counties. Both of these facilities combined process about 1.7 million pounds of recycling daily.




edcodisposal.com

"We'll Take Care of It"

Material Recovery Facilities' Processing Challenges

Over the past year, our processing facilities are being challenged by taking material with high levels of contamination and processing it to less than 1% contamination!



Film Plastic Tangled in Processing Equipment



Contamination in Recyclable Material




edco disposal.com

"We'll Take Care of It"

China's National Gate Sword

- Until 2017, China was the #1 importer of recyclable material from world-wide sources.
- China set new material standards of less than 1% contamination and banned certain materials.
- This caused recycling materials to shift to other outlets in Asia under the same contamination standards and inspire the creation of new domestic markets.



edcoisposal.com

"We'll Take Care of It"

New Asian Markets

- South Korea
- Vietnam
- Taiwan
- Malaysia
- India
- Turkey



edcospoai.com

"We'll Take Care of It"

Additional Steps Taken to Improve Processed Recycling

- Processing lines slowed down resulting in reduced tons per hour processed.
- Additional staff added to processing lines.
- Substantial reinvestment in MRF equipment upgrades to improve material quality.



The cumulative result is an increased cost in recycling.



eddisposal.com

"We'll Take Care of It"

QUESTIONS



edcodisposal.com

"We'll Take Care of It"



edcodisposal.com

"We'll Take Care of It"

The Current State of Recycling



Item #7.E.

**REGIONAL SOLID WASTE ASSOCIATION
FY 2018-2019 FINANCIAL STATUS REPORT
JULY 11, 2019 RSWA BOARD MEETING**

	ANNUAL BUDGET	ACTUAL THRU 6/30/2019	% of Budget	ESTIMATED THRU 6/30/2019	% of Budget	
BEGINNING BALANCE (6-30-2017 Fund Balance)	\$ 472,135	\$ 472,135		\$ 472,135		
GASB 31 FAIR MARKET VALUE ADJ		7,851		7,851		
ADJUSTED BEGINNING BALANCE		479,986		479,986		
REVENUES						
DISPOSAL AGREEMENT VOLUME REBATE	265,021	265,021	100.00%	265,021	100.00%	
HHW NON-MEMBER	40,000	31,614	79.04%	62,394	155.98%	
INVESTMENT EARNINGS	4,200	6,894	164.14%	8,194	195.10%	\$46,766 + \$15,628 Special Event.
TOTAL REVENUES	309,221	303,529	98.16%	335,609	108.53%	
EXPENDITURES						
STIPENDS	8,000	1,050	13.13%	3,450	43.13%	
INSURANCE	6,500	6,021	92.63%	6,021	92.63%	
TRAVEL AND MEETINGS	10,000	1,765	17.65%	4,007	40.07%	
AUDIT SERVICES	3,000	2,822	94.07%	2,822	94.07%	
LEGAL SERVICES	20,000	20,000	100.00%	21,902	109.51%	
CONSULTANT SERVICES	36,000	33,000	91.67%	33,957	94.33%	
REIMBURSEMENTS	2,500	2,185	87.40%	2,185	87.40%	
HHW & ORGANICS EDUCATION	49,000	49,000	100.00%	49,000	100.00%	\$7,000 per City
HHW PERMITS	2,200	2,092	95.09%	2,092	95.09%	
HHW FACILITY SECURITY & PHONE	3,000	2,448	81.60%	2,448	81.60%	
WEBSITE MAINTENANCE	1,000	-	0.00%	-	0.00%	
SPECIAL PROGRAMS (HHW & ORGANICS)	16,000	16,000	100.00%	16,000	100.00%	\$15,300 SB 1383 Payments to Cities; \$700 for HHW Hotline
INTERGOVERNMENTAL PROGRAMS	192,480	192,481	100.00%	192,481	100.00%	Environmental Enhancement Payments to Member Cities; Equity Adjustment Payments to NC and Poway
CONTINGENCY	2,000	-	0.00%	-	0.00%	
TOTAL EXPENDITURES	351,680	328,864	93.51%	336,365	95.65%	
TOTAL ENDING FUND BALANCE	\$ 429,676	\$ 454,651		\$ 479,230		
 CASH		 \$ 454,651		 \$ 479,230		
TOTAL ENDING FUND BALANCE		\$ 454,651		\$ 479,230		
 FUND BALANCE, UNRESERVED/UNDESIGNATED		 \$ 332,651		 \$ 357,230		
VISTA HHW FACILITY CLOSURE DESIGNATION		61,000		61,000		
POWAY HHW FACILITY CLOSURE DESIGNATION		61,000		61,000		
TOTAL ENDING FUND BALANCE		\$ 454,651		\$ 479,230		

**REGIONAL SOLID WASTE ASSOCIATION
FY 2018-2019 ADOPTED BUDGET
FY 2019-2020 & FY 2020-2021 PROPOSED BUDGETS**

	<u>2018/19 ADOPTED BUDGET</u>	<u>2018/19 PROJECTIONS</u>	<u>2019/20 PROPOSED BUDGET</u>	<u>2020/21 PROPOSED BUDGET</u>	
BEGINNING FUND BALANCE	\$ 472,135	\$ 479,986	\$ 479,230	\$ 446,100	
REVENUES					
DISPOSAL AGREEMENT VOLUME REBATE	265,021	265,021	274,055	274,055	19/20 is actual; 20/21 is estimated
HHW NON-MEMBER	40,000	62,394	40,000	40,000	No Change
INVESTMENT EARNINGS	4,200	8,194	<u>5,000</u>	<u>5,000</u>	Increase by \$800
TOTAL REVENUES	309,221	335,609	319,055	319,055	
EXPENDITURES					
DIRECTOR STIPENDS / PAYROLL EXPENSES	8,000	3,450	6,000	6,000	Reduce by \$2,000. Includes related payroll processing costs
INSURANCE	6,500	6,021	6,500	6,500	No Change
TRAINING, TRAVEL AND MEETINGS	10,000	4,007	10,000	10,000	No Change
AUDIT SERVICES	3,000	2,822	3,000	3,000	No Change
LEGAL SERVICES	20,000	21,902	22,000	22,000	Increase by \$2,000
CONSULTANT SERVICES	36,000	33,957	36,000	36,000	No Change
REIMBURSEMENTS	2,500	2,185	2,500	2,500	No Change
HHW & ORGANICS EDUCATION	49,000	49,000	49,000	49,000	No Change
HHW PERMITS	2,200	2,092	2,300	2,300	No Change
HHW FACILITY SECURITY & PHONE	3,000	2,448	3,000	3,000	No Change
WEBSITE MAINTENANCE	1,000	-	1,110	1,110	Increase by \$110
SPECIAL PROGRAMS (HHW & ORGANICS)	16,000	700	1,000	1,000	Reduce by \$15,000 (moved to separate SB 1383 Category)
SB 1383 PAYMENTS	-	15,300	15,000	15,000	New Category
EQUITY ADJUSTMENT PAYMENTS	42,480	42,480	42,775	42,775	Per Formula
ENVIRONMENTAL ENHANCEMENT PROGRAM	150,000	150,001	150,000	150,000	No Change
CONTINGENCY	2,000	-	<u>2,000</u>	<u>2,000</u>	No Change
TOTAL EXPENDITURES	351,680	336,365	352,185	352,185	
TOTAL ENDING FUND BALANCE	\$ 429,676	\$ 479,230	\$ 446,100	\$ 412,970	
FUND BALANCE, UNRESERVED/UNDESIGNATED		\$ 357,230	\$ 324,100	\$ 290,970	
VISTA HHW FACILITY CLOSURE DESIGNATION		61,000	61,000	61,000	No Change
POWAY HHW FACILITY CLOSURE DESIGNATION		<u>61,000</u>	<u>61,000</u>	<u>61,000</u>	No Change
TOTAL ENDING FUND BALANCE		\$ 479,230	\$ 446,100	\$ 412,970	

**REGIONAL SOLID WASTE ASSOCIATION
PROPOSED FY 2019-2020 & FY 2020-2021 BUDGETS (REVISED)**

	<u>2019/20</u> <u>BUDGET</u>	<u>2020/21</u> <u>BUDGET</u>
ESTIMATED REVENUES		
DISPOSAL AGREEMENT VOLUME REBATE	274,055	274,055
HHW NON-MEMBER	40,000	40,000
INVESTMENT EARNINGS	5,000	5,000
TOTAL REVENUES	<u>\$319,055</u>	<u>\$319,055</u>
EXPENDITURES¹		
DIRECTOR STIPENDS / PAYROLL PROCESSING	6,000	6,000
INSURANCE	6,500	6,500
TRAINING, TRAVEL AND MEETINGS	10,000	10,000
AUDIT SERVICES	3,000	3,000
LEGAL SERVICES	22,000	22,000
CONSULTANT SERVICES	36,000	36,000
REIMBURSEMENTS	2,500	2,500
HHW & ORGANICS EDUCATION ²	49,000	49,000
HHW PERMITS	2,300	2,300
HHW FACILITY SECURITY & PHONE	3,000	3,000
WEBSITE MAINTENANCE	1,110	1,110
SPECIAL PROGRAMS (HHW & ORGANICS)	1,000	1,000
SB 1383 PAYMENTS ³	15,000	15,000
EQUITY ADJUSTMENT PAYMENTS ⁴	42,775	42,775
ENVIRONMENTAL ENHANCEMENT PROGRAM ⁵	150,000	150,000
CONTINGENCY ⁶	2,000	2,000
TOTAL EXPENDITURES	<u>\$352,185</u>	<u>\$352,185</u>
CLOSURE RESERVE FUND⁷		
VISTA HHW FACILITY CLOSURE DESIGNATION	61,000	61,000
POWAY HHW FACILITY CLOSURE DESIGNATION	61,000	61,000
TOTAL CLOSURE RESERVE FUND	<u>\$122,000</u>	<u>\$122,000</u>

¹The General Manager is authorized to administratively transfer funds budgeted for one expense category to one or more other expense categories as directed by the RSWA Board or as otherwise necessary and appropriate, provided the total budget for expenses is not exceeded. Any such transfer shall be reported to the Board at its next regular meeting.

²\$7,000 per city. This funding may be utilized to support education related to disposal of household hazardous waste (HHW) and the diversion of organic waste from the landfill. Each city shall provide a written report prior to the end of the Fiscal Year describing how the funding was used.

³\$2,500 per regular member city. This funding may be utilized for projects or programs that work towards compliance with SB 1383. Each city shall provide a written report prior to the end of the Fiscal Year describing how the funding was used.

⁴When the disposal contract between RSWA and EDCO was originally entered into, it was determined that the cities of Poway and National City were actually paying less per ton for disposal than the amount in the new agreement; therefore the equity adjustment was created to be paid out of the volume rebate, monies paid by EDCO to RSWA pursuant to the disposal contract, to offset that inequity.

⁵The Environmental Enhancement Program allows each regular member city to utilize the funding allocation for environmental programs that the individual city determines are most beneficial to that jurisdiction. Funding amount is based on the prior year tonnage of the city as a percentage of the total RSWA generated tonnage. Each city shall provide a written report prior to the end of the Fiscal Year describing how the funding was used.

⁶Funds budgeted for Contingency purposes may be expended for unanticipated expenses not otherwise reflected in adopted Budget.

⁷RSWA is mandated to maintain funding for the closure of the household hazardous waste collection facilities in Poway and Vista. It is currently anticipated that these facilities will continue to operate for the foreseeable future.

Item #8.A.

PERMANENT FACILITIES (Poway/Vista)

All Jurisdictions - Including Universal Waste, E-Waste, Batteries and Sharps Only Loads													
<u>CITY</u>	<u>JUL</u>	<u>AUG</u>	<u>SEP</u>	<u>OCT</u>	<u>NOV</u>	<u>DEC</u>	<u>JAN</u>	<u>FEB</u>	<u>MAR</u>	<u>APR</u>	<u>MAY</u>	<u>JUN</u>	<u>TOTAL</u>
Carlsbad	90	90	103	75	58	75	82	76	104	119	114	200	1,186
Del Mar	1	2	2	3	0	2	2	1	1	2	1	1	18
Encinitas	52	48	65	36	27	40	37	40	46	51	45	89	576
Escondido *	0	0	0	0	0	0	0	0	0	0	0	0	-
National City**	0	0	0	0	0	0	0	0	0	0	0	0	-
Poway	320	319	403	310	269	425	379	291	397	315	257	547	4,232
San Marcos	69	86	115	73	54	110	84	68	91	86	60	155	1,051
Solana Beach	6	5	3	8	7	5	5	4	1	4	1	9	58
Vista	242	238	281	225	194	247	204	187	276	217	167	400	2,878
E/U-Waste Only	136	156	169	128	114	217	195	125	211	111	142	192	1,896
Batteries Only	22	14	20	4	9	15	11	7	11	7	11	37	168
Sharps Only	21	17	12	28	20	20	19	20	25	13	9	23	227
Total	959	975	1,173	890	752	1,156	1,018	819	1,163	925	807	1,653	12,290

*Escondido participation at Poway/Vista facilities. Total participation on page 2 (Escondido and RSWA facilities).

** National City participation at Poway/Vista facilities. Total participation on page 2 (Chula Vista and RSWA facilities).

HOME PICKUPS

All Jurisdictions - Including Batteries and E-Waste Only						
	<u>Seniors/HB</u>	<u>Co-Pay</u>	<u>Sharps/U-</u>		<u>Batteries</u>	
			<u>Waste</u>	<u>Only</u>	<u>E-Waste Only</u>	<u>Monthly Total</u>
Jul-18	67	34	6	0	6	113
Aug-18	99	42	8	0	5	154
Sep-18	61	53	4	1	6	125
Oct-18	68	29	11	1	9	118
Nov-18	71	29	7	1	4	112
Dec-18	42	22	7	0	5	76
Jan-19	77	45	14	1	10	147
Feb-19	55	29	3	1	4	92
Mar-19	92	33	5	0	4	134
Apr-19	46	29	5	0	6	86
May-19	108	57	2	0	6	173
Jun-19	110	51	6	0	2	169

<u>Del Mar</u>		<u>Encinitas</u>		<u>Escondido*</u>		<u>National City**</u>		<u>Poway</u>		<u>Solana Beach</u>		<u>Vista</u>		<u>To</u>
PHHWC	Home P/U	PHHWC	Home P/U	V/P	Esc.	PHHWC	Home P/U	PHHWC	Home P/U	PHHWC	Home P/U	PHHWC	Home P/U	PHHWC
15	44	482	369	0	1,585	110	0	3,305	2	45	135	2,608	54	8,150
24	34	513	355	0	1,552	99	0	3,585	9	63	171	2,481	51	8,317
28	44	539	414	0	1,522	147	0	4,047	4	72	156	2,777	66	9,132
1	8	52	31	0	136	12	0	320	1	6	10	242	7	769
2	5	48	41	0	115	18	0	319	0	5	18	238	3	745
2	1	65	38	0	116	7	0	403	2	3	13	281	6	877
3	5	36	30	0	129	14	0	310	0	8	19	225	7	725
0	7	27	43	0	153	9	0	269	0	7	19	194	3	659
2	3	40	26	0	131	21	0	425	0	5	7	247	1	871
2	5	37	52	0	159	0	0	379	0	5	14	204	4	786
1	0	40	26	0	112	0	0	291	1	4	16	187	1	635
1	6	46	28	0	143	0	0	397	0	1	11	276	5	864
2	3	51	28	0	160	0	0	315	0	4	3	217	2	749
1	7	45	55	0	87	0	0	257	1	1	15	167	5	558
1	6	89	44	0	139	128	0	547	0	9	16	400	3	1313
18	56	576	442	0	1,580	209	0	4,232	5	58	161	2,878	47	9,551

* V/P = Vista/Poway facilities, Esc. = Escondido facility
 by residents utilize Chula Vista facility, \$5 co-pay (data provided by City of Chula Vista)
 HWCF includes all permanent facility participation by RSWA member cities (including Escondido facility)


**RSWA HHW Program
Participation and
Volume Collected (lbs.)
(includes HHW from all participating jurisdictions)**

	<u>Poway</u>		<u>Vista</u>		<u>Door to Door</u>		<u>Total</u>	
	Residents	Volume	Residents	Volume	Residents	Volume	Residents	Volume
TOTAL FY16	4,911	159,985	5,485	458,089	1,260	114,518	11,656	732,592
TOTAL FY17	4,910	224,352	5,728	443,526	1,258	110,878	11,896	778,756
TOTAL FY18	5,214	204,337	6,632	558,651	1,369	136,036	13,215	899,024
Jul-18	421	32,988	538	51,607	113	12,901	1,072	97,496
Aug-18	395	14,757	580	45,028	154	11,257	1,129	71,042
Sep-18	507	15,756	666	53,400	125	13,350	1,298	82,506
Oct-18	378	21,260	512	33,235	118	8,308	1,008	62,803
Nov-18	342	16,233	410	34,860	112	8,715	864	59,808
Dec-18	542	20,503	614	36,650	76	9,162	1,232	66,315
Jan-19	486	27,721	532	42,260	147	10,565	1,165	80,546
Feb-19	351	9,744	468	51,220	92	7,905	911	68,869
Mar-19	525	19,595	638	40,340	134	10,085	1,297	70,020
Apr-19	382	11,902	543	44,115	86	11,028	1,011	67,045
May-19	332	15,931	475	58,980	173	14,620	980	89,531
Jun-19	681	32,715	972	60,427	169	15,106	1,822	108,248
TOTAL FY19	5,342	239,105	6,948	552,122	1,499	133,002	13,789	924,229
Weight per Vehicle/Pickup		44.8		79.5		88.7		67.0

RSWA HHW Program Participation Paint Recycling (Oil Latex)

	Poway	Vista
Jul-18	15,512	25,272
Aug-18	8,805	24,058
Sep-18	6,246	27,587
Oct-18	14,269	20,792
Nov-18	5,453	25,837
Dec-18	5,543	20,415
Jan-19	12,140	6,413
Feb-19	3,675	25,929
Mar-19	8,194	22,900
Apr-19	6,197	25,392
May-19	7,646	27,191
Jun-19	13,530	23,007
TOTAL FY19	107,210	274,793

Item 8.C.



**REGIONAL SOLID WASTE
ASSOCIATION**


Member Agencies: Cities of Del Mar,
Encinitas, Escondido, National City, Poway,
Solana Beach, and Vista

Pending Legislation Related to Solid Waste Matters

As Presented By: General Manager/General Counsel, James H. Eggart

July 11, 2019

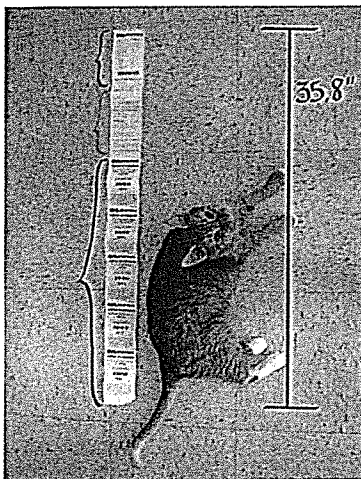

Board Meeting



Source Reduction and Recycling

Assembly Bill 161: Eliminating Paper Receipts (Skip the Slip)

- ▶ Would prohibit businesses from printing paper receipts for the retail sale of food, alcohol, personal property, or services unless requested by the consumer
- ▶ Would begin January 1, 2022
- ▶ Civil fines up to \$25 a day
- ▶ Enforceable by the Attorney General, a district attorney, or a city attorney
- ▶ Health care providers, small businesses, and small nonprofits exempt



- ▣ actual purchases
- ▣ 'spending summary'
- ▣ gratuitous coupons

Assembly Bill 161: Eliminating Paper Receipts


- ▶ Amended to additionally prohibit requested paper receipts from containing bisphenol A (BPA) or bisphenol S (BPS)
- ▶ Also amended to prohibit requested paper receipts from including non-essential items to the transaction, such as coupons or advertisements
- ▶ Status: Active. Amended in Senate 6/27. Currently in Committee Process.

Assembly Bill 827: Requiring Businesses to Provide Recycling Bins for Customers



- ▶ Would require businesses subject to mandatory solid waste and/or organic waste recycling to provide on-site customers with access to recycling bins to collect material purchased on the premises
- ▶ Would require that recycling bins display educational signage indicating what is appropriate to place in the bin according to the local jurisdiction's solid waste ordinances and practices
- ▶ Full-service restaurants exempt
- ▶ Amended to additionally require CalRecycle to develop signage that businesses may use to mark bins
- ▶ Underlying purpose is to provide convenience and consistent access to recycling where people live, work, and play
- ▶ Status: On Senate Floor for Third Reading

Assembly Bill 1080 & Senate Bill 54: California Circular Economy and Plastic Pollution Reduction Act



- ▶ Intent: Achieve a 75% reduction of waste generated in CA by single-use packaging and single-use plastic products by 2030
- ▶ Targeted towards manufacturers, but could apply to importers or retailers
- ▶ Would require CalRecycle to adopt regulations by 2024 that:
 - ▶ Require "covered entities" to source reduce single-use packaging and priority single-use plastic products to maximum extent feasible
 - ▶ Require "covered entities" to ensure that by 2030 all single-use packaging and priority single-use plastic products in the CA market are recyclable or compostable
 - ▶ Achieve a statewide 75% reduction of waste generated by single-use packaging and priority single-use plastic products sold or distributed in California by 2030

This Photo by Unknown Author is licensed under CC BY


POLYMER BY-PRODUCTS PLASTIC


Assembly Bill 1080 & Senate Bill 54: California Circular Economy and Plastic Pollution Reduction Act

- ▶ Would require “covered entities” of single-use plastic packaging and priority single-use plastic products sold or distributed in California to achieve a recycling rate of
 - ▶ At least 20% by 2024
 - ▶ At least 40% by 2028
 - ▶ At least 75% by 2030.
- ▶ Status of AB 1080:
 - ▶ Amended in Senate on 7/5/19, Currently in Committee Process.
- ▶ Status of SB 54:
 - ▶ Amended in Assembly on 6/24/19: Currently in Committee Process.

Senate Bill 424: Prohibition on Single Use Tobacco Products

- ▶ Would prohibit a person or entity from selling, giving (gift), or furnishing to another person (directly or indirectly), of any age, in this State, any tobacco products with:
 - ▶ Single use filters
 - ▶ Single use plastic devices
 - ▶ Single use electronic cigarettes; or
 - ▶ Single use vaporizer devices
- ▶ Enforceable by:
 - ▶ City Attorney, County Counsel, or District Attorney
- ▶ Would require manufacturers of tobacco products to use recyclable materials to make any reusable component of the product
- ▶ If the tobacco product is deemed a HHW at the end of its life, this bill would require the manufacturer to:
 - ▶ Collect and send the tobacco product to the appropriate recycler; or
 - ▶ Reimburse HHW collection facilities for the costs of collecting and recycling the reusable components
- ▶ Status: In Assembly Committee Process.







Assembly Bill 1162: Prohibition on Single Use Hotel Toiletries

- ▶ Would prohibit hotels from distributing personal care products in single use, small plastic bottles
 - ▶ Would encourage the use of bulk dispensers
- ▶ Slated to apply to hotels with 50+ bedrooms in 2023, and to the remainder of hotels in 2024
- ▶ Enforceable by City Attorney, County Counsel, District Attorney, or Attorney General
- ▶ Penalties up to \$500 per violation / \$2,000 annually
- ▶ Would prohibit new local ordinances and preempt existing less stringent local ordinances
- ▶ Status: Active. In Senate Committee Process

Assembly Bill 1583: The California Recycling Market Development Act


- ▶ As amended, this bill would:
 - ▶ Extend the sunsets on the following two existing recycling incentive programs from 2021 to 2031:
 - ▶ The California Alternative Energy and Transportation Financing Authority's assistance in the form of a sales and use tax exclusion for projects that promote the use of recycled feedstock; and
 - ▶ CalRecycle's Recycling Market Development Zone Loan Program, which encourages California-based recycling business that reduce or recycle recovered waste materials
 - ▶ Require CalRecycle to convene a Statewide Commission on Recycling Markets and Curbside Recycling to provide policy recommendations, identify products that are recyclable or compostable, and provide feedback on public messaging designed to encourage proper recycling and to minimize contamination in curbside recycling programs
- ▶ Status: Active. In Senate Committee Process






**Senate Bill 667:
Organic Waste Diversion
Infrastructure Investment
Act of 2019**

- ▶ Would require CalRecycle to develop a five-year needs assessment to support innovation and technological and infrastructure development in order to meet organic waste reduction and recycling targets
 - ▶ Deadline: January 1, 2021
- ▶ Would require CalRecycle to develop financial incentive mechanisms, including loans and incentive payments, to fund organic waste recycling infrastructure
 - ▶ Deadline: June 1, 2021
- ▶ Status: Active. In Assembly Committee Process




Assembly Bill 1509: The Lithium-Ion Battery Recycling Program

- ▶ Would create a recycling program for LI batteries
- ▶ Would require CalRecycle to track disposal rates of LI batteries and products with embedded batteries
- ▶ Would require entities that manufacture, sell, or distribute LI batteries to achieve specified recycling rates based disposal rates:
 - ▶ 25% by December 31, 2025
 - ▶ 55% by December 31, 2028
 - ▶ 75% by December 31, 2031
 - ▶ 90% by December 31, 2034
- ▶ Would require same entities to establish and fund stewardship program
 - ▶ Take-back program
 - ▶ Refundable Deposit system
- ▶ Status: Active. But, on 6/25/19, the Senate Committee on Environmental Quality postponed any upcoming hearings



Assembly Bill 655: Permit Renewals for Hazardous Waste Facilities




- ▶ Would provide for expedited permit renewal for a hazardous waste facility if CalRecycle determines certain conditions are met, including that operations at the facility have not changed since the approval of the permit in effect at the time of the renewal application is submitted
- ▶ Status: Still pending referral from Assembly

Senate Bill 726: Household Hazardous Waste Materials Exchange Programs



- ▶ Would update current law to help facilitate greater and more effective implementation of materials exchange programs for *reusable* HHW (such as deck sealers and paint thinner)
- ▶ Status: Active. In Assembly Committee Process




Assembly Bill 815: Good Faith Implementation of Source Reduction and Recycling Element

- ▶ Would authorize CalRecycle, in determining whether a jurisdiction has made a good faith effort to implement its source reduction and recycling element, to consider whether the jurisdiction has adopted a dual stream recycling program
- ▶ A dual-stream recycling program is a program in which fiber materials (i.e., paper and cardboard) to be collected for recycling must be separated from containers or from glass.
- ▶ Recently amended to specify that it is not intent of the Legislature to authorize CalRecycle to punish jurisdictions that do not voluntarily implement dual stream recycling programs by withholding good faith determinations or bringing enforcement actions.
- ▶ Status: Active. In Senate Floor Process

**Assembly Bill 1228:
Additional Information
Required in Source Reduction
and Recycling Element**

- ▶ Gutted and Amended
- ▶ Originally, would have required the source reduction component of a city's source reduction and recycling element to evaluate and identify rate incentivizing programs to reduce the amount of wastes that generators produce
- ▶ Now would allow income tax credits for reusable or compostable cutlery to food service businesses

REUSE 
REDUCE
RECYCLE



Other

Assembly Bill 470: California Green Business Program



green
business
innovation

- Would establish the California Green Business Program within the California EPA
- Would require development of environmental standards for green business certification programs operated by local governments or their designees
- Would provide for the establishment of local programs, which would certify small and medium sized businesses and public agencies as California green businesses, or an equivalent designation of the local program's choosing, for voluntarily adopting environmentally preferable business practices:
 - Increased energy efficiency
 - Pollution prevention
 - GHG reduction
 - Water conservation
 - Waste reduction practices
 - Efficient and active transportation initiatives
- Status: Held under submission by Assembly Committee on Appropriations as of 5/16/19

Senate Bill 241: Member Approval of Joint Powers Authority Contracts

- Gutted and amended
- Originally, would have required the legislative body of a majority of member agencies of a joint powers authority to approve and ratify each employee MOU
- Now would create an administrative process for charitable organizations to receive donations on the State personal income tax return





Senate Bill 8 & Assembly Bill 1718: Smoking Ban for State Parks and Beaches

- ▶ Reintroduction of prior legislation which would make it a crime to smoke tobacco or plant products at State parks and beaches
- ▶ Would allow Director of Parks and Recreation to designate areas exempt from these provisions
- ▶ Violation would be punishable by a fine up to \$25
- ▶ Status: Active. In Committee process
- ▶ In the past, these bills were vetoed by Governor Brown three times

Item 9.B.



JOE GREEN
CITY COUNCIL MEMBER

07/08/2019

RE:Convention Attendance Board Member Update
Subj: Waste Expo2019

May 6th-May 9th I had the privilege of representing RSWA at the 2019 WasteExpo Convention held in Las Vegas NV. This is the largest gathering of waste collectors, recyclers, and vendors, in the United States. My goal at this years convention was, to attend some informative classes, and take in as much of the exhibit hall as possible, which is an informative class in itself. With all of the targets we are expected to hit with SB1383 I was intrigued to find out what other municipalities were doing, and also what the actual number requirements are for our communities.

One of my favorite classes attended was, "How to engage your stakeholders", (notes attached for your review). If you have any particular questions feel free to ask. I was most impressed with what Pheonix is currently doing. They do have a full time Zero Waste team, and their Coordinator spoke, (Lucas Mariarcher). The City of Pheonix alone services 400,000 customers. They set a goal of 40% waste reduction/diversion/recycling by 2020 and are currently at 33%. It was awesome to see their data, how they tracked progress, as well as the info they provided on what was most effective. Good Ole face to face inertaction turned out to be most effective. 17,214 face to face engagements annually. Whether with community members, students, or even city employees. They stressed the importance of breaking down recycling and diversion responsibility to the individuals level. Clearly state what those expectations are and how those individuals are making a difference. Stating 20 million tons of organic waste and recycling needs to be diverted is too huge for any one person to wrap their head around.

Cool interactive trash programs were;

- Zero Waste Cafeteria @ City Hall/School District (interns were bin guards)
- Recycle Madness (during March) Everyone involved Mayor Won..
- Student tours of transfer station every week, with educational component
- Assemblies at schools
- Zero waste training courses
- Shine on/Shining Bright Trash Program (improved recycling 110% at scale)
- Certified Green Business Leader EDD Green Business Program

A Class I also got a lot out of was "Anerobic Digestion and Emerging Technologies for Processing Organic Waste and Producing Renewable Energy Products. A lot of the class was explaining the logistics of the Anaerobic Degestor and the prupose of it, and inevitably the results, and uses. From powering their fleets of truckls and cars with RNG to powering their

buildings. It was also eye opening to heart that currently only 9 out of the 50 states have laws/restrictions in regards to Organic Waste diversion/recycling. There was a gentleman by the name of George Savage on the panel from CalRecovery/Recycle and they were up for questions after the session. I asked about SB1383 and the diversion requirement of 50%by2020 75%by2025 and what exactly those numbers looked like. He indicated that rough numbers indicate we need to divert 11.5million tons by 2020 and 17.25million tons by 2025 although there is no accountability matrix in place or current gauge of where we are at on file. A study showed that out of 23million Tons of trash generated per year 12.6million of that tonnage has the potential to be composted or digested.


The exhibit hall this year was stacked with technology, and some machines larger than most homes. It was awesome that we are already in the process of completing our anorbic digester with EDCO, and that their sorting machine at the transfer station is so state of the art. As I walked through the sea of vendors I realized that in San Diego County we are on the tip of the spear when it comes to waste and recycling standards, and technology integration. One thing is I was a fan of the hard plastic/rubber dumpsters that have replaced all metal dumpsters as they're made from recycled plastic and extremely durable. MUCH EASIER TO KEEP CLEAN 😊

Overall Waste Expo2019 was very beneficial, and educational. I was great to know that we are not in this alone and that other municipalities across the nation take this just as serious as we do. Additionally being able to put a number to the target of organic waste needing to be diverted was huge. 11.5million Tons by 2020 and 17.25million tons by 2025. We have a lot of work to do for our communities, our country, and our children.

ALSO NOVEMBER 15TH IS AMERICA RECYCLES DAY!! I PROPOSE WE ALL TRY TO RESOLVE OR PROCLAIM SOMETHING TO THAT EFFECT IN OUR CITIES ON THAT DAY ANNUALLY TO HELP RAISE AWARENESS.. learn more at www.americarecyclesday.org

If you have any questions or concerns feel free to contact me direct anytime @760-815-4872 or joegreen@cityofvista.com . Thank you for your time

Respectfully,

A handwritten signature in black ink, appearing to read 'Joe Green', with a long horizontal line extending to the right.

Joe Green
City Of Vista
Council Member

NOTES FOR "ENGAGE YOUR STAKEHOLDERS"

Lucas Mariacher SPEAKER...
City of Phoenix Zero Waste Coordinator
Public Works department they have a zero waste Team
Public Education Program
400,000 customers
40% x2020 currently at 33% in Phoenix
Public education public private partnerships
Define your stakeholders
GRAPHIC DESIGNER ????? CAVNA???? Free
School presentations and competitions every day

Phoenix owns their station which is different than us. They do offer weekly tours which is the most effective tool with engaging the public

Programming is the difference between just education and outreach and adding programming

- Student tours every week educational component
- Assemblies at schools (short presentations and simple)
- Zero waste training course
- Food scraps program

City facilities retrofits (audit city hall 38 different types of containers??)

Landfill/recycle and compost containers by microwave (put lid on bins)
Standardizing messaging
See photo of all speakers info

Replaced 800 containers, colors and size all standard in city with labels and messaging.
Images AND TEXT on all bins

School recycling competition (not enjoyable BUT contact Lucas to get ideas)

Recycle Madness at city hall
Got everyone excited and involved. Mayors office won :)

Phoenix2Zero-Lectures (Dee Johnson) FREE EVENT FOR PUBLIC?
Get a good speaker if possible Dee is great

Certified Green Business Leader from their Green Business Program
We can certify someone download checklist water recycling, different levels. It's super cool.
Whole Foods certified proctor and gamble certified great engagement ,

Film screening PHX2Zero-FilmScreening INDOOR WITH CINEOPLOLIS
Q&A front end free to public

Zero Waste Cafeteria at city hall
Clean River Bins
Helps with diversion

Intern bin guards lol..

17,214 face to face engagements annually

That's all indirect education

Direct education is most important
Education alone doesn't change behavior

Curbside education program
Goal was to decrease contamination and increase education

Avg 30% contamination rate
1000 households 6 week study

Borrowed tags from Massachusetts on how to reward or rate households every week
Oops Shine On 30% Of residents bag recyclables

DONT BAG RECYCLABLES

1st week 28% shining 72% not and.
6th week

SUMMARY!!

Build a team use local resources CSUSM??
Provide your base education
Develop effective programming for all stake holders
Must have a direct education tool (cart tags)
Pilot, track, analyze, and implement

2017 PROBLEM 130,000 tailgaters Penn St game

Simplified Message

#GreenMatters

Weis Market

MOONLIGHT recycling message??

Recycling in weekly emails??

This lady just presented on her recycling program in Pennsylvania and at the end after a year of tracking the contamination went from 50-68%... (that's worse) and she was excited because she created some good programs.. wth are people thinking?? Sorry had Tj share with someone.

KEEP AMERICA BEAUTIFUL

Clean Green and Beautiful neighborhood

End littering, improve recycling, and beautify American communities

KAB.ORG

Strategies to promote recycling

Goal setting

Rewards

Pledges & Commitments

Instructions

Feedback

Justification

Cognitive Dissonance

Prompts

Social modeling

Convenience

Common Theme

How can we show that what people are doing is really making a difference??

ARD2018 every

November 15th is America recycling day

Financial investments are a good way to get businesses to divert more and contaminate less??

Incentives for citizens with recycling??

Single stream recycling

Signage

Must break down to individual level as far as expectations and how individuals are making a difference. Stating 11.5mil needs to be diverted is to huge for any one person to wrap their head around

Normative Message as opposed to a control message say
“in Vista we all divert our organic waste, recycling, and trash where it goes. Each one of us
break our trash into 3 separate containers in an effort to become a zero waste community”

Much better than saying
Break your recycling into 3 bins

Must convince them they're doing the right thing?

Also give options of where other materials can be taken film batteries plastic, compost, oil,
paint, etc.. make it an information piece

BEYOND THE BIN MOVEMENT

Public space recycling
Active public space recycling programs
Main Street Recycles
Shadowridge recycles
Moonlight recycles
The Wave Recycles
Foothills of Vista Recycle
Townsite Community Recycles

We can get bin grants and corporate partners to help with this

Cole Dr Pepper and others

Consistent branding

Marketing toolkit
Professional network