

Regional Solid Waste Association

City of Del Mar
Terry Sinnott

City of Encinitas
Mark Muir

City of National City
Ron Morrison

City of Poway
Dave Grosch

City of Solana Beach
Mike Nichols

City of Vista
Cody Campbell

Special Contract Party
City of Escondido
Michael Morasco

General Manager/General Counsel
James H. Eggart

REGULAR MEETING AGENDA

OCTOBER 6, 2016
9:00 a.m.

Fletcher Cove Community Center
133 Pacific Avenue
Solana Beach, CA



REGIONAL SOLID WASTE ASSOCIATION

REGULAR MEETING AGENDA

October 6, 2016

9:00 a.m.

Fletcher Cove Community Center

133 Pacific Avenue

Solana Beach, CA

1. CALL TO ORDER AND PLEDGE OF ALLEGIANCE

2. SWEARING-IN OF NEW BOARD MEMBER(S) - ACTION ITEM

This item is scheduled to swear-in new board members as the delegate/representative from a member city.

3. ORAL COMMUNICATIONS

This item is scheduled to provide an opportunity for public testimony on matters within the jurisdiction of the Association. The Association may receive comments but no action may be taken. Anyone desiring to speak is requested to fill out a speaker slip.

4. CONSENT CALENDAR

(Consent Calendar items will be acted on simultaneously with one motion unless separate discussion and/or action is requested by a Board Member.)

- A. Minutes of the July 7, 2016 Meeting of the Board of the Regional Solid Waste Association – Action: Receive and File

5. PRESENTATION TO THE BOARD

Senate Bill 1383 - Short Lived Climate Pollutants. General Manager Eggart will provide a presentation to the Board of Directors regarding recently enacted legislation regulating methane emissions from landfills and the reduction in disposal of organic materials in landfills.

6. FINANCE AND BUDGET – INFORMATION AND ACTION ITEMS

A. Review Final Budget and Expenditure Status for FY 2015/2016 – Information Item (Receive and File)

Treasurer Sinnott, General Manager Eggart and Fiduciary Agent Lauren Warrem of the City of Vista will review the final budget and expenditure status for June 30, 2016.

The recommendation is to review the status of both the budget and expenditures and receive and file the reports.

B. RSWA Investment Report for the First Quarter of Fiscal Year 2016/2017 – Information Item (Receive and File)

Treasurer Sinnott, General Manager Eggart and Fiduciary Agent Lauren Warrem of the City of Vista will review the investment report as of September 27, 2016.

The recommendation is to receive and file the investment report.

C. Review Budget and Expenditure Status for the First Quarter of Fiscal Year 2016/2017 - Information Item (Receive and File)

Treasurer Sinnott, General Manager Eggart and Fiduciary Agent Lauren Warrem of the City of Vista will review the first quarter budget and expenditure status as of September 27, 2016.

The recommendation is to review the status of both the budget and expenditures and receive and file the reports.

D. Report on Environmental Enhancement Fund Distribution and Press Release – Information Item

General Manager Eggart will provide an update on the distribution of the Environmental Enhancement Funds and review the press release.

7. HOUSEHOLD HAZARDOUS WASTE (HHW) AND OTHER SOLID WASTE ISSUES – INFORMATION AND POSSIBLE ACTION ITEM(S)

A. HHW Participation Reports - Information Item

General Manager Eggart will review the HHW participation reports.

B. Legislative Update – Information Item

General Manager Eggart will update the Board on pending legislation of interest relating to solid waste and household hazardous waste.

C. Update on HHW Issues and Other Potential Future Issues – Information Item

General Manager Eggart will update the Board on other current household hazardous waste and solid waste issues, and other potential future issues affecting RSWA.

D. Website Activity Report – Information Item

RSWA Website Activity Report for first quarter of FY 2016/2017 – Information Item Only (Receive and File).

8. ADMINISTRATIVE MATTERS – POSSIBLE ACTION ITEMS

A. Discuss and Approve Future Meeting Schedule – Possible Action Item

January 5, 2017
April 6, 2017
July 6, 2017

This item is scheduled for discussion and approval of the future meeting schedule.

B. Reports by Board Members and/or RSWA Staff Regarding Conferences Attended – Information Item

This item is scheduled to provide an opportunity for Board Members or RSWA staff to report on conferences attended.

9. COMMENTS FROM ASSOCIATION MEMBERS, GENERAL COUNSEL AND GENERAL MANAGER

The Members may ask questions, make comments and ask that any matter be agenzized for consideration at a later meeting.

10. ADJOURNMENT

Adjourn to the meeting of January 5, 2017 at 9:00 a.m. at the Fletcher Cove Community Center, 133 Pacific Avenue, Solana Beach, CA.

NOTE: Members of the Public may fill out a speaker slip to speak on any item on the Agenda or speak on any matter within the purview of the Association under the heading of Oral Communications.

REGIONAL SOLID WASTE ASSOCIATION

ADDRESSING THE ASSOCIATION BOARD

If you wish to speak to an item not on the posted agenda, but within the Association's subject matter jurisdiction, please submit a speaker slip to speak during Oral Communications. The Brown Act does not allow any discussion or action by the Board or staff on matters raised during public comment except: 1) to briefly respond to statements made or questions posed, 2) ask a question for clarification, 3) receive and file the matter, 4) if it is within staff's authority, refer it to them for a reply, or 5) direct that it be placed on a future board agenda for a report or action. A reasonable amount of time will be allocated by the Chair for public comment. Time donations are not permitted during Oral Communications.

If you wish to speak to an item on the agenda, please fill out a speaker slip indicating which agenda Item # you wish to speak to and hand it in before that item has been announced by the Chair. To donate time to another person, fill out a speaker slip indicating that fact. The person or persons donating time must be present when the speaker to whom they have donated time is heard.

ADDITIONAL INFORMATION: This agenda provides a brief description of each item to be considered by the Association Board. All revised or additional documents and writings related to any items on the agenda, which are distributed to all or a majority of the Board Members within 72 hours preceding a meeting, shall be available for public inspection (1) at the Solana Beach City Clerk's office during normal business hours; and (2) at the Fletcher Cove Community Center at the time of the meeting. Additional information is available through the General Manager to the Association at (714) 415-1062.

**PUBLIC NOTICE FOR THE REGULAR MEETING OF
THE REGIONAL SOLID WASTE ASSOCIATION**

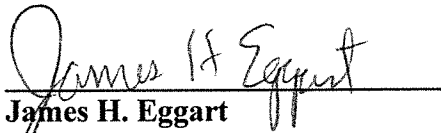
**October 6, 2016
9:00 a.m.**

**Fletcher Cove Community Center
133 Pacific Avenue
Solana Beach, CA**

In accordance with the requirements of California Government Code Section 54955, this Notice and the Agenda has been posted at Fletcher Cove Community Center, 133 Pacific Avenue, Solana Beach, CA and Solana Beach City Hall, 635 South Highway 101, Solana Beach, CA not less than 72 hours prior to the meeting date and time above.

In compliance with the Americans With Disabilities Act, if you need special assistance to participate in this meeting, please contact the Association's General Manager, James H. Eggart, at (714) 415-1062 at least forty-eight (48) hours prior to the meeting to allow the Association to make reasonable arrangements to ensure accessibility to this meeting.

I, James H. Eggart, General Manager of the Regional Solid Waste Association, do hereby declare that I caused the posting of the agenda for the regular meeting of the Regional Solid Waste Association for October 6, 2016 in the locations listed above which are freely accessible to the public at or prior to 9:00 a.m. September 30, 2016.


**James H. Eggart
General Manager
Regional Solid Waste Association**

**MINUTES
REGIONAL SOLID WASTE ASSOCIATION
REGULAR MEETING**

**July 7, 2016
9:00 a.m.**

**Fletcher Cove Community Center
133 Pacific Avenue
Solana Beach, CA**

BOARD MEMBERS IN ATTENDANCE:

**Deputy Mayor Terry Sinnott, City of Del Mar – RSWA Treasurer
Council Member Mark Muir, City of Encinitas
Council Member Ed Gallo, City of Escondido (Alternate)
Mayor Ron Morrison, City of National City – RSWA Chairperson
Council Member Mike Nichols, City of Solana Beach – RSWA Vice-Chairperson
Council Member Dave Grosch, City of Poway – RSWA Secretary
Council Member Cody Campbell, City of Vista**

STAFF RESOURCES IN ATTENDANCE:

**James H. Eggart, General Manager/General Counsel
Richard Hertz, Assistant Finance Manager/Treasurer – City of Vista
Bill Wilson – City of Encinitas**

1. CALL TO ORDER AND PLEDGE OF ALLEGIANCE

Chairperson Morrison called the meeting to order at 9:05 a.m. All Board members were present.

Vice-Chairperson Nichols led the Board in the Pledge of Allegiance.

2. SWEARING-IN OF NEW BOARD MEMBER(S) - ACTION ITEM

There were no new Board members to be sworn-in.

3. ORAL COMMUNICATIONS

This item was scheduled to provide an opportunity for public testimony on matters within the jurisdiction of the Association.

There were no oral communications presented.

4. **CONSENT CALENDAR**

- A. The consent calendar included the receipt and filing of the Regular Board Meeting Minutes of April 7, 2016.

MOTION WAS MADE TO APPROVE THE CONSENT CALENDAR.
(Motion by Board Member Muir, City of Encinitas / Second by Secretary Grosch, City of Poway.) Motion was approved by a vote of 6 ayes, 0 nays, and 1 abstention.

Ayes: Campbell, Morrison Grosch, Muir, Nichols, Sinnott

Nays:

Abstain: Gallo

Absent:

5. **REPORT BY MEMBER CITIES ON USE OF HHW EDUCATIONAL FUNDING AND ENVIROMNETAL ENHANCEMENT FUNDING – INFORMATION ITEM.**

Chairperson Morrison invited comments from the Board Members on how the Member Cities used the HHW educational funding and environmental enhancement funding provided by RSWA during the last fiscal year.

Board Member Campbell of the City of Vista reported that the city used the funds to provide seven 7x4 foot special event street signs, a banner to display at the park, and two special event banners to display in the City. He also reported that the City was continuing to advertise the HHW facility in the City's Use and Rec Guide, which is distributed to households in the city three times per year.

Vice-Chairperson Nichols of the City of Solana Beach reported that the city used the funds for a rain barrel program with the Solana Center.

Alternate Board Member Gallo reported that the City of Escondido used the funding entirely on recycling and repurposing education through an Earth Day poster contest at the local school district.

Board Member Muir of the City of Encinitas reported that the city used the funds toward its city single use plastic bag program, its sustainable living zero waste summit, and a middle school program to support recycling education.

Secretary Grosch of the City of Poway asked city staff member Pam Gravel to provide the report. Ms. Gravel reported that the city used the funds to develop a handout to give to apartment managers providing compliance information regarding recycling, HHW disposal, and other aspects of the City's solid waste program.

Treasurer Sinnott of the City of Del Mar reported that the city has used the funds to inform residents about household hazardous waste recycling, hold recycling days, and to

fund an effort with restaurants to get them on board with recycling and food waste disposal.

Chairperson Morrison of the City of National City reported that the city has used the funding for preparing recycling calendars and signage and educational materials.

6. FINANCE AND BUDGET - INFORMATION & ACTION ITEMS

A. RSWA Investment Report for the Fourth Quarter of Fiscal Year 2015/2016 – Information Item (Receive and File)

Treasurer Sinnott, General Manager Eggart and Assistant Fiduciary Agent Hertz of the City of Vista reviewed the investment report as of June 29, 2016.

MOTION WAS MADE TO RECEIVE AND FILE THE INVESTMENT REPORT. (Motion by Treasurer Sinnott, City of Del Mar / Second by Board Member Muir, City of Encinitas.) Motion was approved by a vote of 7 ayes, 0 nays.

Ayes: Campbell, Gallo, Grosch, Morrison, Muir, Nichols, Sinnott

Nays:

Abstain:

Absent:

B. Review Budget and Expenditure Status for the Fourth Quarter of Fiscal Year 2015/2016 – Information Item (Receive and File)

Treasurer Sinnott, General Manager Eggart and Assistant Fiduciary Agent Hertz of the City of Vista reviewed the fourth quarter budget and expenditure status as of June 29, 2016.

MOTION WAS MADE TO RECEIVE AND FILE THE BUDGET AND EXPENDITURE STATUS REPORT. (Motion by Treasurer Sinnott, City of Del Mar / Second by Secretary Grosch, City of Poway.) Motion was approved by a vote of 7 ayes, 0 nays.

Ayes: Campbell, Gallo, Grosch, Morrison, Muir, Nichols, Sinnott

Nays:

Abstain:

Absent:

C. Review FY 2016/2017 and FY 2017/18 Budgets – Action Item

General Manager Eggart and the Budget Subcommittee comprised of Chairperson Morrison, Treasurer Sinnott and Vice-Chairperson Nichols presented the draft FY 2016/2017 and FY 2017/2018 budgets for review and approval.

MOTION WAS MADE TO APPROVE THE FY 2016/2017 AND FY 2017/2018 BUDGETS. (Motion by Alternate Board Member Gallo, City of Escondido / Second by Secretary Grosch, City of Poway.) Motion was approved by a vote of 7 ayes, 0 nays.

Ayes: Campbell, Gallo, Grosch, Morrison, Muir, Nichols, Sinnott

Nays:

Abstain:

Absent:

D. Review of the Draft RSWA Statement of Investment Policy and Adopt Resolution No. 2016-01 Approving the Policy – Action Item

General Manager Eggart and Assistant Fiduciary Agent Hertz presented the proposed amended Investment Policy to the Board, commenting that the proposed change is necessary to make it consistent with the City of Vista's Investment Policy which was modified in May 2016.

MOTION WAS MADE TO ADOPT RESOLUTION NO. 2016-01 APPROVING THE MODIFIED RSWA INVESTMENT POLICY. (Motion by Board Member Muir, City of Encinitas / Second by Alternate Board Member Gallo, City of Escondido.) Motion was approved by a roll call vote of 7 ayes, 0 nays.

Ayes: Campbell, Gallo, Grosch, Morrison, Muir, Nichols, Sinnott

Nays:

Abstain:

Absent:

7. HOUSEHOLD HAZARDOUS WASTE (HHW) ISSUES – INFORMATION AND POSSIBLE ACTION

A. HHW Participation Reports – Information Item

General Manager Eggart and Bill Wilson of the City of Encinitas reviewed the HHW participation reports for the Board.

B. Legislative Update – Information Item

General Manager Eggart provided the Board with an update on the status of pending legislation of interest related to solid waste and household hazardous waste issues and provided the Board with a handout summarizing the status of the following previously introduced State legislation: Assembly Bill 45, Assembly Bill 1005, Assembly Bill 1669, Assembly Bill 2725, Assembly Bill 2039, Assembly Bill 2153, Assembly Bill 2530, and Senate Bill 1229.

General Manager Eggart and Jeff Ritchie of EDCO also discussed and provided the Board with an update of the status of implementation of AB 1826, the previously adopted legislation regarding commercial recycling of organic materials.

C. Update on HHW Items and Other Potential Future Issues – Information Item

General Manager Eggart updated the Board on the history and status of the proposed Los Angeles County Drug Take-Back Ordinance, which was considered, but not adopted, by the Board of Supervisors on June 14, 2016.

General Manager Eggart also updated the Board on the status of Proposition 67, the November 2016 referendum measure regarding the Plastic Bag Ban adopted by the State Legislature in 2014, and Proposition 65, a related initiative measure that has also qualified for the November 2016 ballot.

D. Website Activity Report – Information Item

General Manager Eggart discussed with the Board the website activity reports attached to the agenda. There were 1,245 visits to the RSWA website in FY 15/16 and 349 visits in the 4th quarter.

MOTION WAS MADE TO RECEIVE AND FILE THE WBSITE ACTIVITY REPORT. (Motion by Alternate Board Member Gallo, City of Escondido / Second by Treasurer Sinnott, City of Del Mar.) Motion was approved by a vote of 7 ayes, 0 nays.

Ayes: Campbell, Gallo, Grosch, Morrison, Muir, Nichols, Sinnott

Nays:

Abstain:

Absent:

8. ADMINISTRATIVE MATTERS – POSSIBLE ACTION ITEMS

A. Discuss Start Time for Future Meetings – Possible Action Item

At the April 7, 2016 Board Meeting, Secretary Grosch asked that this item be placed on the agenda to discuss whether to adjust the currently 9:00 a.m. start time for Regular Meetings of the Board. After discussion, no action was taken.

B. Discuss and Approve Future Meeting Schedule – Possible Action Item

October 6, 2016

January 5, 2017

April 6, 2017

This item was scheduled for discussion and approval of the future meeting schedule. After discussion, the Board made no changes to the current meeting schedule.

MOTION WAS MADE TO APPROVE THE FUTURE MEETING SCHEDULE AS SHOWN. (Motion by Treasurer Sinnott, City of Del Mar / Second by Secretary Grosch, City of Poway.) Motion was approved by a vote of 7 ayes, 0 nays.

Ayes: Campbell, Gallo, Grosch, Morrison, Muir, Nichols, Sinnott

Nays:

Abstain:

Absent:

C. Reports by Board Members and/or RSWA Staff Regarding Conferences Attended – Information Item

Board Member Campbell and Board Member Muir each reported on their attendance at the Waste Expo conference held in Las Vegas from June 6 – 9, 2016.

D. Approval of Board Members and Staff Attendance and Conference Expenses at all of the Following Meetings, Including Out of State Meetings, of the Following Organizations Which List Shall be Titled “List of Accepted Organizations and Conferences” – Action Item:

1. SWANA (Solid Waste Association of North America) sponsored conferences and SWANA chapter meetings
2. Waste 360 – Waste Age and Waste Expo Events
3. NSWMA (National Solid Waste Management Association) and WASTEC (Waste Equipment Technology Association) sponsored conferences
4. NAHMMA (North American Hazardous Materials Management Association) sponsored conferences and meetings
5. National Recycling Coalition sponsored events
6. California Department of Resources Recycling and Recovery (CalRecycle) sponsored events

The recommendation is to approve the List of Accepted Organizations and Conferences, including out of state meetings, for possible attendance by Board Members and RSWA Staff.

MOTION WAS MADE TO APPROVE BOARD MEMBER AND STAFF ATTENDANCE AND EXPENSES INCURRED AT MEETINGS AND CONFERENCES, INCLUDING OUT-OF-STATE MEETINGS AND CONFERENCES, OF THE ORGANIZATIONS LISTED ON THE LIST OF ACCEPTED ORGANIZATIONS AND CONFERENCES PRESENTED AT THE MEETING. (Motion by Secretary Grosch, City of Poway / Second by Board Member Campbell, City of Vista.) Motion was approved by a vote of 7 ayes, 0 nays.

Ayes: Campbell, Gallo, Grosch, Morrison, Muir, Nichols, Sinnott

Nays:

Abstain:

Absent:

9. COMMENTS FROM ASSOCIATION MEMBERS AND GENERAL MANAGER

General Manager Eggart informed the Board that he had been asked to participate in a panel discussion/presentation at the SANDAG Regional Planning Technical Working Group meeting regarding potential collaboration to reduce organic materials from landfills.

General Manager Eggart reported that all past Minutes from the last three years have now been uploaded to the RSWA website.

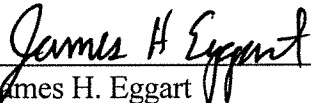
General Manager Eggart inquired whether any Board Members were interested in touring the EDCO facility. None of the Board Members expressed interest in a tour at this time.

10. ADJOURNMENT

The Chairperson adjourned the meeting at 10:30 a.m. to the meeting of October 6, 2016 at 9:00 a.m. at the Fletcher Cove Community Center, 133 Pacific Avenue, Solana Beach.


Respectfully Submitted:

Approved:



James H. Eggart
General Manager

Dave Grosch
RSWA Secretary



REGIONAL SOLID WASTE ASSOCIATION

Member Agencies: Cities of Del Mar, Encinitas, Escondido,
National City, Poway, Solana Beach, and Vista

To: RSWA Board Members
From: General Manager James H. Eggart
Subject: Final FY 2015/2016 Budget and Expenditure Status – Item 6.A.
Date: RSWA Agenda October 6, 2016

BACKGROUND

Attached for your information are the following reports:

The Financial Status Report as of June 30, 2016 (Final Report) which shows a final Fund Balance for the fiscal year in the amount of \$430,945, which rolls over as the initial fund balance for the current fiscal year (FY 2016/2017).

The RSWA Cash Activity Report as of June 30, 2016.

Adopted Budget for FY 2016/2017 that was approved on July 7, 2016.

CITY OF VISTA MEMORANDUM

TO: James H. Eggart, RSWA General Manager/General Counsel
FROM: Richard Hertz, Finance Manager/Deputy Treasurer *AJH*
DATE: September 27, 2016
SUBJECT: RSWA Budget Status

Attached are the Financial Status Report and Cash Activity Report for the Regional Solid Waste Association (RSWA) for the remainder of fiscal year (FY) 2015/2016. The reports present activity from July 1, 2015 through June 30, 2016.

ACCOUNT RECONCILIATION

Each account has been reviewed and reconciled against the transactions contained in the City of Vista's financial database as of June 30, 2016.

REVENUES

Year-to-date (YTD) activity includes actual revenue of \$296,535, which represents 107 percent of the FY 2015/2016 budgeted revenue.

EXPENDITURES

The YTD activity includes actual expenditures through June 30, 2016, totaling \$271,004, which represents 93 percent of the FY 2015/2016 budgeted amount. The actual expenditures are consistent with what would be expected at this time.

FUND BALANCE

The total fund balance as of June 30, 2016, is \$456,938, which includes a balance of \$102,000 set aside and reserved for two household hazardous waste facility closures in the future.

**REGIONAL SOLID WASTE ASSOCIATION
FY 2015-2016 FINANCIAL STATUS REPORT
AS OF JUNE 30, 2016**

	<u>BUDGET</u>	<u>YTD ACTUAL</u>
BEGINNING BALANCE (6-30-2015 Fund Balance)	\$ 431,407	\$ 431,407
 REVENUE		
DISPOSAL AGREEMENT VOLUME REBATE	242,604	242,604
HHW NON-MEMBER	32,000	49,705
INVESTMENT EARNINGS	3,300	4,226
TOTAL REVENUE	<u>277,904</u>	<u>296,535</u>
 EXPENSES		
STIPENDS	8,000	4,200
INSURANCE	6,500	5,700
TRAVEL AND MEETINGS	10,000	6,172
AUDIT SERVICES	2,920	2,705
LEGAL SERVICES	18,000	18,000
CONSULTANT SERVICES	33,000	30,000
REIMBURSEMENTS	3,500	461
HHW EDUCATION	7,000	7,000
HHW PERMITS	1,800	1,484
HHW FACILITY SECURITY & PHONE	3,000	2,553
WEBSITE MAINTENANCE	1,500	1,300
RSWA PHONE, FLYERS	5,000	-
INTERGOVERNMENTAL PROGRAMS	191,429	191,429
TOTAL EXPENSES	<u>291,649</u>	<u>271,004</u>
 TOTAL ENDING FUND BALANCE	 <u><u>\$ 417,662</u></u>	 <u><u>\$ 456,938</u></u>
 CASH		 \$ 430,945
ACCOUNTS RECEIVABLE		25,367
PREPAID EXPENSE		2,150
ACCOUNTS PAYABLE		(1,524)
TOTAL ENDING FUND BALANCE		<u><u>\$ 456,938</u></u>
 FUND BALANCE, UNRESERVED/UNDESIGNATED		 \$ 354,938
VISTA HHW FACILITY CLOSURE DESIGNATION		51,000
POWAY HHW FACILITY CLOSURE DESIGNATION		51,000
TOTAL ENDING FUND BALANCE		<u><u>\$ 456,938</u></u>

RSWA CASH ACTIVITY
JULY 1, 2015 - JUNE 30, 2016

Date	Ck.#	Name	Description	Deposit	Disbursement	Cash Balance
7/1/15			BALANCE CARRIED FORWARD FROM 6/30/15			\$ 429,755.03
7/9/15	90731	CAMPBELL, CODY	RSWA BOARD MEMBER STIPEND		\$ 150.00	429,605.03
7/9/15	90734	CITY OF DEL MAR	RSWA HHW EDUC APPROP-FY15/16		1,000.00	428,605.03
7/9/15	90735	CITY OF ENCINITAS	RSWA HHW EDUC APPROP-FY15/16		1,000.00	427,605.03
7/9/15	90736	CITY OF ESCONDIDO	RSWA HHW EDUC APPROP-FY15/16		1,000.00	426,605.03
7/9/15	90737	CITY OF NATIONAL CITY	RSWA HHW EDUC APPROP-FY15/16		1,000.00	425,605.03
7/9/15	90738	CITY OF POWAY	RSWA HHW EDUC APPROP-FY15/16		1,000.00	424,605.03
7/9/15	90739	CITY OF SOLANA BEACH	RSWA HHW EDUC APPROP-FY15/16		1,000.00	423,605.03
7/9/15	90740	CITY OF VISTA	RSWA HHW EDUC APPROP-FY15/16		1,000.00	422,605.03
7/9/15	90741	COUNTY OF SAN DIEGO - DEPARTMENT OF	HHW PERMIT VISTA		1,484.00	421,121.03
7/9/15	90746	GALLO, ED	RSWA BOARD MEMBER STIPEND		150.00	420,971.03
7/9/15	90749	GROSCH, DAVE	RSWA BOARD MEMBER STIPEND		150.00	420,821.03
7/9/15	90763	MORRISON, RON	RSWA BOARD MEMBER STIPEND		150.00	420,671.03
7/9/15	90766	NICHOLS, MICHAEL EDWIN	RSWA BOARD MEMBER STIPEND		150.00	420,521.03
7/9/15	90774	SINNOTT, TERRY	RSWA BOARD MEMBER STIPEND		150.00	420,371.03
7/15/15		EDCO	CONTRACT VOLUME REBATE	\$ 60,651.07		481,022.10
7/24/15	90806	CAMPBELL, CODY	RSWA REIMB WASTE EXPO 2015		937.98	480,084.12
7/24/15	90895	MUIR, MARK ANDERSON	RSWA-REIMB WASTE EXPO 2015		1,205.59	478,878.53
7/24/15	90991	WOODRUFF, SPRADLIN & SMART	RSWA 1-YR PREPAY-AT&T TO 6/30		540.00	478,338.53
7/24/15	90994	WURBS, LIN H.	RSWA-TRANSITION ASSIST (MAY-JUNE)		262.50	478,076.03
7/24/15	91121	WOODRUFF, SPRADLIN & SMART	RSWA LEGAL SERVICES \$4500 (JUL-SEP)/ CONSULTANT SVCS \$2500 (JUL)		7,000.00	471,076.03
7/31/15		INVESTMENT EARNINGS	JULY INTEREST ALLOCATION	475.00		471,551.03
8/20/15	91650	PROGRESSIVE TECHNOLOGY SECURITY SYSTEMS INC	RSWA-WORKORDER#21257		105.00	471,446.03
8/20/15	91733	WOODRUFF, SPRADLIN & SMART	CONSULTANT SVCS (AUG)		2,500.00	468,946.03
8/31/15		INVESTMENT EARNINGS	AUGUST INTEREST ALLOCATION	410.00		469,356.03
9/3/15	91960	WOODRUFF, SPRADLIN & SMART	CONSULTANT SVCS (SEPT)		2,500.00	466,856.03
9/17/15	92009	CITY OF DEL MAR	ENVIRO ENHANCE FUND DIST 15/16		3,900.00	462,956.03
9/17/15	92011	CITY OF ENCINITAS	ENVIRO ENHANCE FUND DIST 15-16		36,300.00	426,656.03
9/17/15	92013	CITY OF NATIONAL CITY	ENVIRO ENHANCE FUND DIST 15/16		22,650.00	404,006.03
9/17/15	92015	CITY OF POWAY	ENVIRO ENHANCE FUND DIST 15/16		29,400.00	374,606.03
9/17/15	92016	CITY OF SOLANA BEACH	ENVIRO ENHANCE FUND DIST 15/16		8,400.00	366,206.03
9/17/15	92017	CITY OF VISTA	ENVIRO ENHANCE FUND DIST 15/16		49,350.00	316,856.03
9/31/15		INVESTMENT EARNINGS	SEPTEMBER INTEREST ALLOCATION	229.00		317,085.03
10/1/15	92229	ALLIANT INSURANCE SERVICES INC	RSWA-SPECIAL LIAB INSUR 15/16		3,549.47	313,535.56
10/15/15	92452	CAMPBELL, CODY	RSWA BOARD MEMBER STIPEND		150.00	313,385.56
10/15/15	92501	GROSCH, DAVE	RSWA BOARD MEMBER STIPEND		150.00	313,235.56
10/15/15	92539	MORASCO, MICHAEL K.	RSWA BOARD MEMBER STIPEND		150.00	313,085.56
10/15/15	92540	MORRISON, RON	RSWA BOARD MEMBER STIPEND		150.00	312,935.56
10/15/15	92542	MUIR, MARK ANDERSON	RSWA BOARD MEMBER STIPEND		150.00	312,785.56
10/15/15	92546	NICHOLS, MICHAEL EDWIN	RSWA BOARD MEMBER STIPEND		150.00	312,635.56
10/15/15	92638	WOODRUFF, SPRADLIN & SMART	REIMB-BOARD MTG EXP 10/1		120.06	312,515.50
10/19/15		EDCO	CONTRACT VOLUME REBATE	60,651.07		373,166.57
10/31/15		INVESTMENT EARNINGS	OCTOBER INTEREST ALLOCATION	303.00		373,469.57
11/30/15		INVESTMENT EARNINGS	NOVEMBER INTEREST ALLOCATION	205.00		373,674.57
12/17/15		STERICYCLE	HHW NON-MEMBER JULY-SEPT 2015	9,881.80		383,556.37
12/21/15	93601	WOODRUFF, SPRADLIN & SMART	RSWA LEGAL SERVICES \$4,500 (OCT-DEC)/ CONSULTANT SVCS \$7,500 (OCT-DEC)		12,000.00	371,556.37
12/31/15		INVESTMENT EARNINGS	DECEMBER INTEREST ALLOCATION	206.00		371,762.37
1/21/16	94024	CAMPBELL, CODY	RSWA BOARD MTNG STIPEND-1/7/16		150.00	371,612.37
1/21/16	94073	GROSCH, DAVE	RSWA BOARD MTNG STIPEND-1/7/16		150.00	371,462.37
1/21/16	94112	MORASCO, MICHAEL K.	RSWA BOARD MTNG STIPEND-1/7/16		150.00	371,312.37
1/21/16	94113	MORRISON, RON	RSWA BOARD MTNG STIPEND-1/7/16		150.00	371,162.37
1/21/16	94114	MUIR, MARK ANDERSON	RSWA BOARD MTNG STIPEND-1/7/16		150.00	371,012.37
1/21/16	94117	NICHOLS, MICHAEL EDWIN	RSWA BOARD MTNG STIPEND-1/7/16		150.00	370,862.37
1/21/16	94177	SINNOTT, TERRY	RSWA BOARD MTNG STIPEND-1/7/16		150.00	370,712.37
1/21/16	94232	WOODRUFF, SPRADLIN & SMART	RSWA GEN CNSL \$4,500 (JAN -MAR)/ CONSULTANTS SVCS \$2,500 (JAN)/ REGISTRATION FEE-CAMPBELL \$450/ BOD MEETING EXP \$ 132.42 (10/1/15)		7,582.42	363,129.95
1/22/16		EDCO	CONTRACT VOLUME REBATE	60,651.07		423,781.02
1/31/16		INVESTMENT EARNINGS	JANUARY INTEREST ALLOCATION	339.00		424,120.02
2/18/16	94472	CAMPBELL, CODY	GLOBAL WASTE SYMP(FEB16)		675.41	423,444.61
2/29/16		INVESTMENT EARNINGS	FEBRUARY INTEREST ALLOCATION	357.00		423,801.61
3/3/16	94941	WOODRUFF, SPRADLIN & SMART	GEN MNGR-FEB 2016		2,500.00	421,301.61
3/17/16	95117	PRIETO, ANTHONY	RSWA WEB HOSTING(9/16-8/18)		1,299.96	420,001.65
3/17/16	95207	WOODRUFF, SPRADLIN & SMART	GEN MNGR-MAR 2016		2,500.00	417,501.65
3/31/16		INVESTMENT EARNINGS	MARCH INTEREST ALLOCATION	538.00		418,039.65
4/14/16	95488	CAMPBELL, CODY	RSWA BOARD MTNG STIPEND-1/7/16		150.00	417,889.65
4/14/16	95538	GROSCH, DAVE	RSWA BOARD MTNG STIPEND-1/7/16		150.00	417,739.65

RSWA CASH ACTIVITY
JULY 1, 2015 - JUNE 30, 2016

<u>Date</u>	<u>Ck.#</u>	<u>Name</u>	<u>Description</u>	<u>Deposit</u>	<u>Disbursement</u>	<u>Cash Balance</u>
4/14/16	95583	MORASCO, MICHAEL K.	RSWA BOARD MTNG STIPEND-1/7/16		\$ 150.00	\$ 417,589.65
4/14/16	95584	MORRISON, RON	RSWA BOARD MTNG STIPEND-1/7/16		150.00	417,439.65
4/14/16	95589	NICHOLS, MICHAEL EDWIN	RSWA BOARD MTNG STIPEND-1/7/16		150.00	417,289.65
4/14/16	95642	SINNOTT, TERRY	RSWA BOARD MTNG STIPEND-1/7/16		150.00	417,139.65
4/14/16	95686	WOODRUFF, SPRADLIN & SMART	RSWA GEN CNSL \$4,500 (APR-JUN)/ CONSULTANTS SVCS \$2,500 (APR)/ REGISTRATION FEE WASTE EXPO \$1,075 BOD MEETING EXP \$91.12 (1/5/16)		8,166.12	408,973.53
4/19/16		STERICYCLE	HHW NON-MEMBER OCT-DEC 2015	\$ 6,630.50		415,604.03
4/19/16		STERICYCLE	HHW NON-MEMBER JAN-MAR 2016	7,825.80		423,429.83
4/29/16	95903	LANCE, SOLL & LUNGHARD, LLP	2015 RSWA AUDIT (FINAL)		2,705.00	420,724.83
4/30/16		INVESTMENT EARNINGS	APRIL INTEREST ALLOCATION	381.00		421,105.83
5/4/16		EDCO	CONTRACT VOLUME REBATE	60,651.07		481,756.90
5/9/16	95913	ALLIANT INSURANCE SERVICES INC	16-17 ACIP CRIME RENEWAL		2,150.00	479,606.90
5/9/16	95914	CITY OF NATIONAL CITY	EQUITY ADJUSTMENT - FY 15/16		18,045.00	461,561.90
5/9/16	95915	CITY OF POWAY	EQUITY ADJUSTMENT - FY15/16		23,384.00	438,177.90
5/9/16	95916	WOODRUFF, SPRADLIN & SMART	GEN MNGR - MAY 2016		3,796.12	434,381.78
5/26/16	96360	MORRISON, RON	PYMT BUDGET SUBCOMMITTEE MEETING		150.00	434,231.78
5/26/16	96366	NICHOLS, MICHAEL EDWIN	PYMT BUDGET SUBCOMMITTEE MEETING		150.00	434,081.78
5/26/16	96435	SINNOTT, TERRY	PYMT BUDGET SUBCOMMITTEE MEETING		150.00	433,931.78
5/31/16		INVESTMENT EARNINGS	MAY INTEREST ALLOCATION	352.00		434,283.78
6/9/16	96808	WOODRUFF, SPRADLIN & SMART	RSWA CONSULTING SERVICES		2,500.00	431,783.78
6/23/16	96853	CAMPBELL, CODY	WASTE EXPO REIMBURS. C. CAMPBELL		1,269.36	430,514.42
6/30/16		INVESTMENT EARNINGS	JUNE INTEREST ALLOCATION	431.00		430,945.42


ADOPTED BUDGET
REGIONAL SOLID WASTE ASSOCIATION
FY 2016/17

		2016/17
Estimated Revenue:		
Disposal Agreement Volume Rebate		\$247,884
HHW Non-Member		32,000
Interest Earnings – estimated		3,300
REVENUE TOTAL		\$283,184
Expenditures:		
1. Administrative Costs:		
A. Directors’ Stipends	8,000	
B. RSWA Insurance Premiums	6,500	
C. Training/Travel	10,000	
D. Audit	3,000	
Subgroup Total		27,500
2. Legal Counsel		18,000
3. Administrative: Consultant		33,000
Reimbursables (e.g. mileage, supplies)		3,500
4. Special Events, Special Programs		
A. HHW Education	7,000	
B. HHW Permits	1,800	
C. HHW Facility Security & Facility Phone	3,000	
D. Website Maintenance	500	
E. Special Programs – RSWA phone, flyers	5,000	
Subgroup Total		17,300
5. Intergovernmental Programs:		
A. Equity adjustment payments to Poway and National City based on tonnage (\$.50 per ton – 2015 tonnage) ¹		41,040
B. Environmental Enhancement Program ²		150,000
EXPENDITURE TOTAL		\$291,340
Closure Reserve Fund		
Vista HHW Facility Closure Reserve	56,000	
Poway HHW Facility Closure Reserves	56,000	
Total Closure Reserve Fund		\$112,000

¹ When the disposal contract between RSWA and EDCO was signed in 1996, it was determined that the Cities of Poway and National City were actually paying less per ton for disposal than the amount in the new agreement; therefore the equity adjustment was created to be paid out of the volume rebate, monies paid by EDCO to RSWA pursuant to the disposal contract, to offset that inequity.

² The Environmental Enhancement Program allows each member city to utilize the funding allocation for environmental programs that the individual city determines are most beneficial to that jurisdiction. Funding amount is based on the prior year tonnage of the city as a percentage of the total RSWA generated tonnage.

Adopted 7/7/16



To: James H. Eggart, RSWA General Manager/General Counsel
From: Richard Hertz, Finance Manager/Deputy Treasurer *RH*
Date: September 27, 2016
Subject: Regional Solid Waste Association's Quarterly Investment Report

BACKGROUND

A quarterly investment report shall be submitted to the Regional Solid Waste Association (RSWA) Board. The report shall include information in accordance with Section 53646(b) of the California Government Code.

RESULTS

The invested RSWA cash balance as of September 27, 2016 was \$342,011.

In 2010, RSWA's cash invested in the Local Agency Investment Fund (LAIF) was transferred to the City of Vista and was taken in as part of the City of Vista's investment portfolio. The cash activities of RSWA are accounted for within a separate fund (Fund 709) within the City of Vista's general ledger structure. Investment earnings are allocated to RSWA on a monthly basis, based upon RSWA's cash balance as a percentage of the overall City portfolio balance.

RSWA's cash balance is available on an "on demand" basis with immediate liquidity. The most recently Council approved City of Vista Treasurer's Cash Report for the month ended July 31, 2016, is attached as a reference.

RSWA is in compliance with its adopted investment policy and California Government Code.



AGENDA REPORT

- CITY COUNCIL
- COMMUNITY DEVELOPMENT COMMISSION
- SUCCESSOR AGENCY
- BUENA SANITATION DISTRICT
- JOINT POWERS FINANCING AUTHORITY

Department: Finance

Item No: C3

Prepared By: Richard Hertz, Finance Manager

Meeting Date: September 27, 2016

Lauren Warrem, Director/Treasurer

Approved By: Patrick Johnson, City Manager

Agenda Location: Consent Calendar

SUBJECT: TREASURER'S CASH REPORT FOR THE MONTH ENDING JULY 31, 2016

RECOMMENDATION: Receive and file the attached Treasurer's Cash Report for the month ending July 31, 2016.

PRIOR ACTION: On August 23, 2016, received the Treasurer's Cash Report for the month ending June 30, 2016 (Vote: 5-0).

STATEMENT ON THE SUBJECT: The City Treasurer is required to submit to the City Council and City Manager a monthly report of cash and investment balances and activity. Exhibit 1 provides the details of cash and investment activity for the month of July 2016 and cash and investment balances at July 31, 2016.

The City invests a large portion of its portfolio in U.S. Agency securities (74.29% of the portfolio as of July 31) and U.S. Treasuries (6.41% of the portfolio as of July 31) due to safety and preservation of capital to prevent loss. In order to avoid having to sell securities at a possible loss because of unexpected or larger than normal disbursements, the City also invests a portion of its funds in the Local Agency Investment Fund (LAIF) and California Asset Management Program (CAMP), which offers same day liquidity at a constant net asset value (10.21% and 7.10% of the portfolio, respectively). Additionally, the City invests in high quality municipal bonds (0.87% of the portfolio) to obtain higher yields and negotiable certificates of deposit (1.12% of the portfolio) to add diversity to the portfolio. Negotiable certificates of deposit are both insured and non-callable.

In compliance with California Government Code Section 53646, the City has sufficient investment liquidity and anticipated revenues to meet the City's budgeted expenditure requirements for the next six months. All investments are in compliance with state law and the City's Investment Policy.

FISCAL IMPACT: There is no direct fiscal impact associated with the staff recommendation. As detailed on the attached Treasurer's Cash Report, cash and investments as of July 31, 2016, totaled \$242,808,977.21 and funds managed by fiscal agents totaled \$4,227,862.67.

EXHIBITS:

1. Treasurer's Cash Report for the Month Ending July 31, 2016

ACTION: Approved above recommendation.
Vote: 4-0 (Campbell absent)

Clerk/Secretary

DATE: September 27, 2016
TO: Patrick Johnson, City Manager
FROM: Lauren Warrem, Director of Finance/Treasurer
PREPARED BY: Richard Hertz, Finance Manager/Deputy Treasurer
SUBJECT: Treasurer's Cash Report for the Month Ended July 31, 2016

During the month of July 2016, the City's total cash and investments decreased by \$3,059,726. The significant receipts and expenditures are listed below.

<u>Receipts</u>	
\$ 2,178,317	In Lieu Sales and use tax (Final triple flip receipt)
1,166,500	Sales and use tax
506,700	Prop L sales tax
991,121	Proposition 84 Grant
431,428	Sale of City property
230,943	County of San Diego, tax apportionment
<u>\$ 5,505,010</u>	

<u>Expenditures</u>	
\$ 3,593,236	Payroll expenditures
1,934,000	Property purchase
1,647,279	San Diego County Sheriff's Department
444,858	Public Works yard improvements
440,552	Section 108 loan payment
<u>\$ 8,059,925</u>	


The City's investment yield to maturity decreased from 1.012% on June 30 to 1.000% on July 31. The weighted average maturity of the portfolio decreased from 766 days on June 30 to 735 days on July 31. The fiscal year to date effective rate of return through July 31 is 1.20%.

CASH AND INVESTMENTS (EXCLUDING FUNDS MANAGED BY FISCAL AGENTS)

Total Investments Per Attached Portfolio Details-Book Value	\$	240,871,926.00
Plus Cash in Bank		1,937,051.21
TOTAL CASH AND INVESTMENTS ON JULY 31, 2016	\$	242,808,977.21

Total Cash and Investments on June 30, 2016	\$	245,868,702.72
July Receipts	\$	9,158,210.17
July Disbursements	\$	(12,217,935.68)
Net Change in Total Cash and Investments		(3,059,725.51)
TOTAL CASH AND INVESTMENTS ON JULY 31, 2016	\$	242,808,977.21

FUNDS MANAGED BY FISCAL AGENTS **\$ 4,227,862.67**



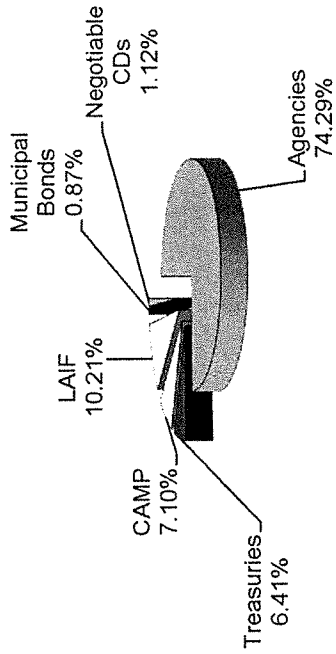
**City of Vista
Portfolio Management
Portfolio Summary
July 31, 2016**

Investments	Par Value	Market Value	Book Value	% of Portfolio	Term	Days to Maturity	YTM 360 Equiv.	YTM 365 Equiv.
Local Agency Investment Fund	24,592,287.47	24,607,564.74	24,592,287.47	10.21	1	1	0.000	0.000
Treasury Securities - Coupon	15,000,000.00	15,543,550.00	15,445,108.09	6.41	1,515	1,432	1.061	1.076
Federal Agency Issues - Coupon	173,129,000.00	175,364,551.74	173,900,410.27	72.20	1,391	835	1.195	1.211
Federal Agency Disc. -Amortizing	5,155,000.00	5,033,390.60	5,031,590.53	2.09	810	726	0.949	0.962
Municipal Bonds	2,100,000.00	2,151,185.00	2,100,000.00	0.87	1,489	1,117	2.452	2.486
California Asset Management Program	17,107,529.64	17,107,529.64	17,107,529.64	7.10	1	1	0.000	0.000
Negotiable CD's - Int Semi-Annual	980,000.00	988,495.84	980,000.00	0.41	1,279	1,208	1.196	1.213
Negotiable CD's - Int Monthly	1,715,000.00	1,739,089.68	1,715,000.00	0.71	1,565	1,498	1.318	1.337
Investments	239,778,817.11	242,535,357.24	240,871,926.00	100.00%	1,148	735	0.986	1.000

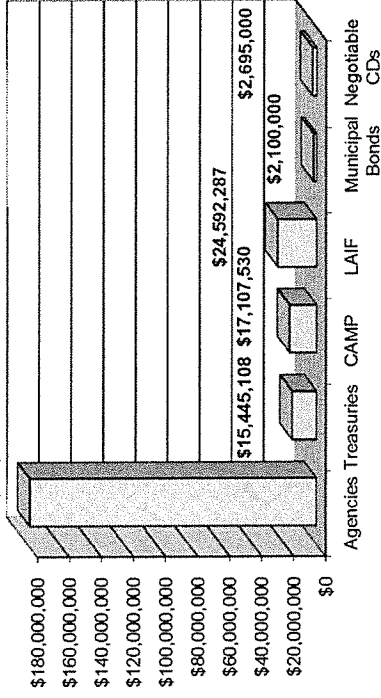
Total Earnings	July 31	Month Ending	Fiscal Year To Date
Current Year	246,894.90	246,894.90	246,894.90
Average Daily Balance	241,489,280.77	241,489,280.77	241,489,280.77
Effective Rate of Return	1.20%	1.20%	1.20%

**CITY OF VISTA
INVESTMENT PORTFOLIO
July 31, 2016**

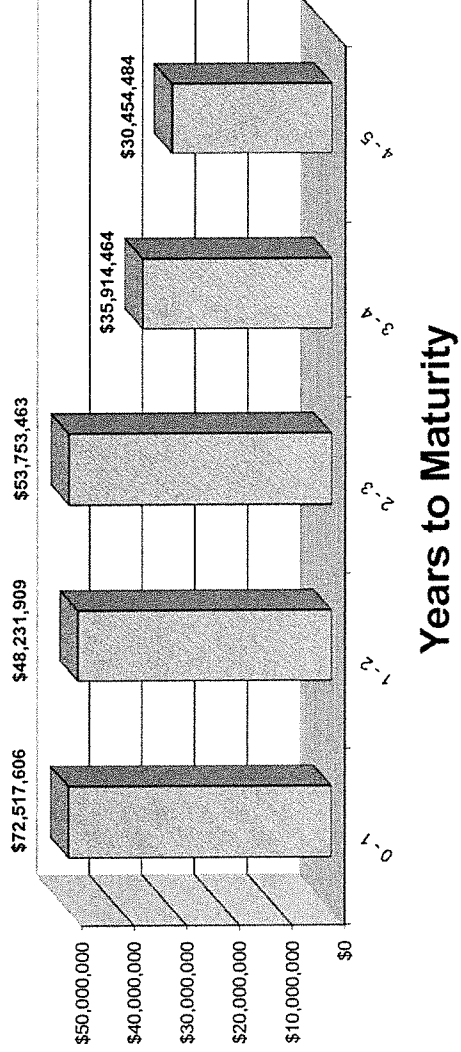
Investments By Type As A Percentage




Investments By Type In Dollars



Investments By Years To Maturity






City of Vista
Portfolio Management
07/01/2016 – 07/31/2016

Investment #	CUSIP	Issuer	Purchase Date	Next Call Date	Par Value	Book Value	Market Value	Current Rate	Maturity Date	YTM	Days to Maturity
Federal Agency Disc. -Amortizing											
313396H89	313396H89	Federal Home Loan Mort. Corp.	01/11/2016	/ /	2,000,000.00	1,998,200.00	1,999,164.00	0.540	09/30/2016	0.556	60
313586RC5	313586RC5	Federal Nat'l Mortgage Assoc.	07/25/2016	/ /	3,155,000.00	3,033,390.53	3,034,226.60	1.184	10/09/2019	1.229	1,164
			Subtotal		5,155,000.00	5,031,590.53	5,033,390.60			0.959	
Federal Agency Issues - Coupon											
3133EA7H5	3133EA7H5	Federal Farm Credit Bank	11/14/2014	/ /	4,000,000.00	3,970,912.97	4,000,000.00	1.240	11/13/2018	1.569	834
3133EC2A1	3133EC2A1	Federal Farm Credit Bank	02/29/2016	/ /	3,000,000.00	3,016,681.38	3,051,330.00	1.500	11/09/2020	1.365	1,561
3133ECPB4	3133ECPB4	Federal Farm Credit Bank	06/26/2015	/ /	3,000,000.00	2,986,582.49	3,006,963.00	0.875	05/14/2018	1.130	651
3133EDKJ0	3133EDKJ0	Federal Farm Credit Bank	05/05/2014	/ /	5,000,000.00	5,000,371.15	5,003,950.00	0.700	11/01/2016	0.670	92
3133EEM49	3133EEM49	Federal Farm Credit Bank	05/28/2015	/ /	4,000,000.00	4,002,610.23	4,084,788.00	1.600	12/20/2019	1.580	1,236
3133EEWG1	3133EEWG1	Federal Farm Credit Bank	04/02/2015	/ /	3,000,000.00	3,005,443.78	3,031,911.00	1.300	04/01/2019	1.230	973
3133EEWH9	3133EEWH9	Federal Farm Credit Bank	04/09/2015	/ /	3,000,000.00	3,003,831.16	3,011,460.00	1.000	04/02/2018	0.922	609
3133EENW6	3133EENW6	Federal Farm Credit Bank	05/21/2015	/ /	3,000,000.00	3,000,585.82	3,002,340.00	0.700	04/06/2017	0.671	248
3133EEX62	3133EEX62	Federal Farm Credit Bank	06/25/2015	/ /	3,000,000.00	2,999,895.00	3,004,500.00	0.800	06/16/2017	0.804	319
3133EFCP0	3133EFCP0	Federal Farm Credit Bank	09/22/2015	/ /	3,000,000.00	2,994,589.41	3,049,980.00	1.450	09/09/2019	1.510	1,134
3133EFXV4	3133EFXV4	Federal Farm Credit Bank	02/29/2016	/ /	3,000,000.00	3,015,125.72	3,042,540.00	1.450	08/04/2020	1.320	1,464
3130A2E51	3130A2E51	Federal Home Loan Bank	07/07/2014	/ /	5,000,000.00	5,000,000.00	5,011,000.00	1.000	07/07/2017	1.000	340
3130A3UQ5	3130A3UQ5	Federal Home Loan Bank	01/08/2016	/ /	2,000,000.00	2,014,238.92	2,064,420.00	1.875	12/11/2020	1.704	1,593
3130A5BL2	3130A5BL2	Federal Home Loan Bank	05/22/2015	/ /	3,000,000.00	2,994,255.97	3,016,260.00	1.100	10/30/2018	1.187	820
3130A5E54	3130A5E54	Federal Home Loan Bank	05/22/2015	/ /	3,000,000.00	2,997,786.98	3,019,500.00	1.100	08/13/2018	1.137	742
3130A5PL7	3130A5PL7	Federal Home Loan Bank	06/29/2015	/ /	3,000,000.00	3,000,833.12	3,013,020.00	1.020	12/29/2017	1.000	515
313370TW8	313370TW8	Federal Home Loan Bank	01/25/2013	/ /	5,000,000.00	5,007,727.64	5,008,650.00	2.000	09/09/2016	0.520	39
313370US5	313370US5	Federal Home Loan Bank	02/29/2016	/ /	3,000,000.00	3,183,076.54	3,215,880.00	2.875	09/11/2020	1.340	1,502
313378A43	313378A43	Federal Home Loan Bank	06/01/2015	/ /	4,000,000.00	4,021,681.37	4,037,160.00	1.375	03/09/2018	1.031	585
313378QK0	313378QK0	Federal Home Loan Bank	05/28/2015	/ /	4,000,000.00	4,052,066.89	4,103,560.00	1.875	03/08/2019	1.360	949
313379EE5	313379EE5	Federal Home Loan Bank	02/25/2015	/ /	3,000,000.00	3,017,045.50	3,060,690.00	1.625	06/14/2019	1.420	1,047
313382K69	313382K69	Federal Home Loan Bank	05/10/2016	/ /	5,000,000.00	5,102,525.27	5,133,500.00	1.750	03/12/2021	1.290	1,684
313383A68	313383A68	Federal Home Loan Bank	06/13/2013	09/13/2016	5,000,000.00	5,000,000.00	5,000,540.00	1.080	06/13/2018	1.080	681
313383HU8	313383HU8	Federal Home Loan Bank	06/16/2015	/ /	3,000,000.00	2,992,934.25	3,079,410.00	1.750	06/12/2020	1.814	1,411
313383HU8-2	313383HU8	Federal Home Loan Bank	01/11/2016	/ /	3,000,000.00	3,016,261.85	3,079,410.00	1.750	06/12/2020	1.604	1,411
3133XSUN6	3133XSUN6	Federal Home Loan Bank	05/26/2015	/ /	3,000,000.00	3,178,822.43	3,210,660.00	3.875	12/14/2018	1.294	865
3134G9MW4	3134G9MW4	Federal Home Loan Mort. Corp.	05/31/2016	05/26/2017	2,000,000.00	2,000,000.00	2,005,760.00	1.350	05/26/2020	1.347	1,394
3137EADG1	3137EADG1	Federal Home Loan Mort. Corp.	06/25/2015	/ /	3,000,000.00	3,019,869.42	3,074,880.00	1.750	05/30/2019	1.508	1,032
3137EADK2	3137EADK2	Federal Home Loan Mort. Corp.	09/22/2015	/ /	3,000,000.00	2,983,368.47	3,031,110.00	1.250	08/01/2019	1.440	1,095
3137EADL0	3137EADL0	Federal Home Loan Mort. Corp.	02/11/2014	/ /	5,000,000.00	4,996,779.66	5,017,900.00	1.000	09/29/2017	1.056	424
3137EADR7	3137EADR7	Federal Home Loan Mort. Corp.	05/21/2015	/ /	3,000,000.00	2,972,537.36	3,041,070.00	1.375	05/01/2020	1.630	1,369

Investment #	CUSIP	Issuer	Purchase Date	Next Call Date	Par Value	Book Value	Market Value	Current Rate	Maturity Date	YTM	Days to Maturity
3135G0A78	3135G0A78	Federal Nat'l Mortgage Assoc.	02/25/2015	/ /	3,000,000.00	3,003,482.45	3,068,070.00	1.625	01/21/2020	1.590	1,268
3135G0CM3	3135G0CM3	Federal Nat'l Mortgage Assoc.	01/08/2016	/ /	7,804,000.00	7,811,009.46	7,814,223.24	1.250	09/28/2016	0.680	58
3135G0J87	3135G0J87	Federal Nat'l Mortgage Assoc.	05/18/2016	10/28/2016	2,500,000.00	2,499,856.15	2,501,825.00	1.650	04/28/2021	1.651	1,731
3135G0MZ3	3135G0MZ3	Federal Nat'l Mortgage Assoc.	04/01/2014	/ /	5,000,000.00	4,986,584.32	5,011,700.00	0.875	08/28/2017	1.130	392
3135G0PQ0	3135G0PQ0	Federal Nat'l Mortgage Assoc.	01/08/2013	/ /	5,000,000.00	5,000,000.00	5,010,850.00	0.875	10/26/2017	0.874	451
3135G0TG8	3135G0TG8	Federal Nat'l Mortgage Assoc.	02/25/2015	/ /	3,000,000.00	2,994,612.33	3,006,690.00	0.875	02/08/2018	0.995	556
3135G0TV5	3135G0TV5	Federal Nat'l Mortgage Assoc.	01/30/2013	10/30/2016	5,000,000.00	5,000,000.00	5,000,550.00	1.030	01/30/2018	1.030	547
3135G0UU5	3135G0UU5	Federal Nat'l Mortgage Assoc.	04/02/2015	/ /	3,000,000.00	3,035,981.14	3,076,020.00	1.750	03/06/2020	1.403	1,313
3135G0YM9	3135G0YM9	Federal Nat'l Mortgage Assoc.	03/27/2014	/ /	5,000,000.00	5,023,947.92	5,114,350.00	1.875	09/18/2018	1.640	778
3135G0ZE6	3135G0ZE6	Federal Nat'l Mortgage Assoc.	09/22/2015	/ /	3,000,000.00	3,028,557.08	3,074,910.00	1.750	06/20/2019	1.410	1,053
3135G0ZY2	3135G0ZY2	Federal Nat'l Mortgage Assoc.	05/21/2015	/ /	3,000,000.00	3,017,141.82	3,078,210.00	1.750	11/26/2019	1.570	1,212
3136FTQ93	3136FTQ93	Federal Nat'l Mortgage Assoc.	02/25/2015	/ /	3,000,000.00	3,014,837.88	3,044,922.00	1.500	02/21/2019	1.300	934
3136FTZ5	3136FTZ5	Federal Nat'l Mortgage Assoc.	06/26/2015	/ /	3,000,000.00	3,024,802.40	3,065,580.00	1.750	01/30/2019	1.409	912
3136G0AW1	3136G0AW1	Federal Nat'l Mortgage Assoc.	02/29/2016	/ /	2,300,000.00	2,390,151.77	2,415,713.00	2.350	10/16/2020	1.385	1,537
3136G1BE8	3136G1BE8	Federal Nat'l Mortgage Assoc.	02/04/2015	/ /	2,000,000.00	1,996,004.80	2,011,600.00	1.000	07/25/2018	1.102	723
3136G1DS5	3136G1DS5	Federal Nat'l Mortgage Assoc.	02/27/2013	/ /	5,000,000.00	5,000,000.00	5,023,250.00	1.000	11/27/2017	1.000	483
3136G2EC7	3136G2EC7	Federal Nat'l Mortgage Assoc.	02/27/2015	02/27/2017	3,000,000.00	3,000,000.00	3,005,280.00	1.300	02/27/2019	1.300	940
3136G2XA0	3136G2XA0	Federal Nat'l Mortgage Assoc.	02/29/2016	08/03/2016	2,525,000.00	2,525,000.00	2,526,666.50	1.630	08/03/2020	1.628	1,463
	Subtotal				173,129,000.00	173,900,410.27	175,364,551.74				1,211
California Asset Management Program											
4002001	SYS4002001	Ca Asset Management Program	06/24/2016	/ /	17,107,529.64	17,107,529.64	17,107,529.64	0.000	/ /	0.000	1
	Subtotal				17,107,529.64	17,107,529.64	17,107,529.64				0.000
Local Agency Investment Fund											
9837958	SYS9837958	Local Agency Investment Fund	/ /	/ /	24,592,287.47	24,592,287.47	24,607,564.74	0.000	/ /	0.000	1
	Subtotal				24,592,287.47	24,592,287.47	24,607,564.74				0.000
Municipal Bonds											
13077CT38	13077CT38	California State Univ	08/05/2015	/ /	500,000.00	500,000.00	512,465.00	1.982	11/01/2019	1.982	1,187
54465AFN7	54465AFN7	Los Angeles County CA Redev	07/23/2015	/ /	1,600,000.00	1,600,000.00	1,638,720.00	2.644	08/01/2019	2.643	1,095
	Subtotal				2,100,000.00	2,100,000.00	2,151,185.00				2,486
Negotiable CD's - Int Semi-Annual											
05581WGE9	05581WGE9	BMO Harris Bank NA	05/26/2016	/ /	245,000.00	245,000.00	245,128.17	1.050	05/28/2018	1.050	665
38148PEV5	38148PEV5	Goldman Sachs Bank USA	05/25/2016	/ /	245,000.00	245,000.00	249,717.69	1.450	05/25/2021	1.450	1,758
501798JF0	501798JF0	LCA Bank Corporation	05/20/2016	/ /	245,000.00	245,000.00	247,463.14	1.250	05/20/2020	1.250	1,388
74257GVE4	74257GVE4	Private Bank & Trust Co	05/20/2016	/ /	245,000.00	245,000.00	246,186.84	1.100	05/20/2019	1.100	1,022
	Subtotal				980,000.00	980,000.00	988,495.84				1,212
Negotiable CD's - Int Monthly											
203507AT5	203507AT5	Community Bank Pasadena	05/23/2016	/ /	245,000.00	245,000.00	248,002.85	1.300	11/23/2020	1.302	1,575
20033AQH2	20033AQH2	Comenity Capital Bank	05/23/2016	/ /	245,000.00	245,000.00	250,310.70	1.500	05/24/2021	1.501	1,757
20364ABL8	20364ABL8	Community Financial Serv Bank	06/06/2016	/ /	245,000.00	245,000.00	248,498.63	1.350	12/04/2020	1.350	1,586
20356YB11	20356YB11	Community Bank/Nevada IA	05/27/2016	/ /	245,000.00	245,000.00	249,734.97	1.450	05/27/2021	1.450	1,760

Investment #	CUSIP	Issuer	Purchase Date	Next Call Date	Par Value	Book Value	Market Value	Current Rate	Maturity Date	YTM	Days to Maturity
33640RCH8	33640RCH8	First Sentry Bank Inc.	05/20/2016	/ /	245,000.00	245,000.00	249,134.31	1.400	05/20/2021	1.400	1,753
59013JPB9	59013JPB9	Merick Bank	05/20/2016	/ /	245,000.00	245,000.00	246,190.51	1.099	05/20/2019	1.100	1,022
9497485K9	9497485K9	Wells Fargo Bank, NA	06/01/2016	/ /	245,000.00	245,000.00	247,217.71	1.250	06/03/2019	1.250	1,036
	Subtotal				1,715,000.00	1,715,000.00	1,739,089.68			1.336	
Treasury Securities - Coupon											
912828WG1	912828WG1	United States Treasury	05/10/2016	/ /	5,000,000.00	5,237,828.25	5,282,800.00	1.750	04/30/2021	1.214	1,733
912828VW6	912828VW6	United States Treasury	05/10/2016	/ /	5,000,000.00	5,106,745.17	5,125,600.00	1.625	07/31/2019	0.900	1,094
912828XM7	912828XM7	United States Treasury	05/10/2016	/ /	5,000,000.00	5,100,534.67	5,135,150.00	1.625	07/31/2020	1.108	1,460
	Subtotal				15,000,000.00	15,445,108.09	15,543,550.00			1.075	
	Total				239,776,817.11	240,871,926.00	242,535,357.24				



City of Vista
Investment Activity Transactions Report
For the Period July 1, 2016 - July 31, 2016


Trans. Date	Investment #	Fund	Trans. Type	Security ID	Par Value	Security Description	Maturity Date	Purchases	Interest	Redemptions	Cash
07/01/2016	9497485K9	999	Interest	9497485K9	245,000.00	WELLS 0.2M 1.25% Mat. 06/03/201906/03/2019		0.00	251.71	0.00	251.71
07/01/2016	4002001	999	Deposit	SYS4002001	5,000,000.00	CAMP 5.0M 0.00%		-4,400,000.00	0.00	0.00	-4,400,000.00
07/05/2016	06740KGY7	999	Interest	06740KGY7	245,000.00	BARC 0.2M 0.65% Mat. 07/05/2016 07/05/2016		0.00	13.09	0.00	13.09
07/05/2016	06740KGY7	999	Interest	06740KGY7	245,000.00	BARC 0.2M 0.65% Mat. 07/05/2016 07/05/2016		0.00	794.07	0.00	794.07
07/05/2016	06740KGY7	999	Maturity	06740KGY7	245,000.00	BARC 0.2M 0.65% Mat. 07/05/2016 07/05/2016		0.00	0.00	244,203.75	244,203.75
07/05/2016	4002001	999	Withdrawal	SYS4002001	5,000,000.00	CAMP 5.0M 0.00%		0.00	0.00	2,700,000.00	2,700,000.00
07/06/2016	20364ABL8	999	Interest	20364ABL8	245,000.00	COMMFN 0.2M 1.35% Mat. 12/04/2020		0.00	271.85	0.00	271.85
07/06/2016	4002001	999	Deposit	SYS4002001	5,000,000.00	CAMP 5.0M 0.00%		-500,000.00	0.00	0.00	-500,000.00
07/07/2016	3130A2E51	999	Interest	3130A2E51	5,000,000.00	FHLB 5.0M 1.00% Mat. 07/07/2017 07/07/2017		0.00	25,000.00	0.00	25,000.00
07/08/2016	9837958	999	Withdrawal	SYS9837958	49,500,000.00	LAIF 49.5M 0.00%		0.00	0.00	350,000.00	350,000.00
07/11/2016	02006LFP3	999	Interest	02006LFP3	245,000.00	ALLY 0.2M 0.65% Mat. 07/11/2016 07/11/2016		0.00	8.72	0.00	8.72
07/11/2016	02006LFP3	999	Interest	02006LFP3	245,000.00	ALLY 0.2M 0.65% Mat. 07/11/2016 07/11/2016		0.00	8.73	0.00	8.73
07/11/2016	02006LFP3	999	Interest	02006LFP3	245,000.00	ALLY 0.2M 0.65% Mat. 07/11/2016 07/11/2016		0.00	794.07	0.00	794.07
07/11/2016	2546712C3	999	Interest	2546712C3	245,000.00	DISC 0.2M 0.65% Mat. 07/11/2016 07/11/2016		0.00	8.73	0.00	8.73
07/11/2016	2546712C3	999	Interest	2546712C3	245,000.00	DISC 0.2M 0.65% Mat. 07/11/2016 07/11/2016		0.00	794.07	0.00	794.07
07/11/2016	02006LFP3	999	Maturity	02006LFP3	245,000.00	ALLY 0.2M 0.65% Mat. 07/11/2016 07/11/2016		0.00	0.00	244,265.00	244,265.00
07/11/2016	2546712C3	999	Maturity	2546712C3	245,000.00	DISC 0.2M 0.65% Mat. 07/11/2016 07/11/2016		0.00	0.00	244,265.00	244,265.00
07/14/2016	9837958	999	Withdrawal	SYS9837958	49,500,000.00	LAIF 49.5M 0.00%		0.00	0.00	1,100,000.00	1,100,000.00
07/15/2016	9837958	999	Interest	SYS9837958	49,500,000.00	LAIF 49.5M 0.00%		0.00	37,835.63	0.00	37,835.63
07/18/2016	4002001	999	Deposit	SYS4002001	5,000,000.00	CAMP 5.0M 0.00%		-1,100,000.00	0.00	0.00	-1,100,000.00
07/19/2016	59013JPB9	999	Interest	59013JPB9	245,000.00	MERR 0.2M 1.10% Mat. 05/20/2019 05/20/2019		0.00	221.51	0.00	221.51
07/20/2016	33640RCH8	999	Interest	33640RCH8	245,000.00	FSBI 0.2M 1.40% Mat. 05/20/2021 05/20/2021		0.00	281.92	0.00	281.92
07/20/2016	4002001	999	Deposit	SYS4002001	5,000,000.00	CAMP 5.0M 0.00%		-2,000,000.00	0.00	0.00	-2,000,000.00
07/21/2016	3135G0A78	999	Interest	3135G0A78	3,000,000.00	FNMA 3.0M 1.63% Mat. 01/21/2020 01/21/2020		0.00	24,375.00	0.00	24,375.00
07/22/2016	4002001	999	Deposit	SYS4002001	5,000,000.00	CAMP 5.0M 0.00%		-1,500,000.00	0.00	0.00	-1,500,000.00
07/23/2016	20033AQH2	999	Interest	20033AQH2	245,000.00	COMCAP 0.2M 1.50% Mat. 05/24/2021		0.00	302.05	0.00	302.05
07/23/2016	203507AT5	999	Interest	203507AT5	245,000.00	COMBPA 0.2M 1.30% Mat. 11/23/2020		0.00	261.78	0.00	261.78
07/25/2016	3136G1BE8	999	Interest	3136G1BE8	2,000,000.00	FNMA 2.0M 1.00% Mat. 07/25/2018 07/25/2018		0.00	10,000.00	0.00	10,000.00
07/25/2016	3137EADM8	999	Interest	3137EADM8	3,000,000.00	FHLMC 3.0M 1.25% Mat. 10/02/201910/02/2019		0.00	11,770.83	0.00	11,770.83
07/25/2016	313586RC5	999	Purchase	313586RC5	3,155,000.00	FNMA 3.2M 1.18% Mat. 10/09/2019 10/09/2019		-3,033,390.53	0.00	0.00	-3,033,390.53
07/25/2016	3137EADM8	999	Sale	3137EADM8	3,000,000.00	0.0M 1.25%		0.00	0.00	3,025,335.00	3,025,335.00
07/25/2016	9837958	999	Withdrawal	SYS9837958	49,500,000.00	LAIF 49.5M 0.00%		0.00	0.00	1,900,000.00	1,900,000.00
07/27/2016	20356YB1	999	Interest	20356YB1	245,000.00	COMNV 0.2M 1.45% Mat. 05/27/2021		0.00	291.99	0.00	291.99
07/28/2016	9837958	999	Withdrawal	SYS9837958	49,500,000.00	LAIF 49.5M 0.00%		0.00	0.00	1,200,000.00	1,200,000.00
07/29/2016	4002001	999	Interest	SYS4002001	5,000,000.00	CAMP 5.0M 0.00%		0.00	6,741.01	0.00	6,741.01
07/30/2016	3135G0TV5	999	Interest	3135G0TV5	5,000,000.00	FNMA 5.0M 1.03% Mat. 01/30/2018 01/30/2018		0.00	25,750.00	0.00	25,750.00
Subtotal								-12,533,390.53	145,776.76	11,008,068.75	-1,379,545.02
Total								-12,533,390.53	145,776.76	11,008,068.75	-1,379,545.02

**CITY OF VISTA
FUNDS MANAGED BY FISCAL AGENTS
JULY 31, 2016**

DESCRIPTION	MARKET VALUE
<i>FUNDS MANAGED BY U.S. BANK:</i>	
1993 CFD 92-1 (N. County Square), Series A	\$ 1,763.57
1993 JPFA Revenue Bonds (N. County Square), Series C	1,218,185.61
1997 JPFA Lease Revenue Refunding Bonds (Hacienda & Buena Vista)	142,931.73
2007 City of Vista Certificates of Participation	605.37
2010 CDC Tax Allocation Bonds (Vista Redevelopment Project)	1,141,472.21
2011 CDC Tax Allocation Bonds	1,552,951.48
2015 Subordinate Tax Allocation Refunding Bonds Series A, B-1, B-2	15.96
2015 JPFA Refunding Lease Revenue Bonds	96.70
TOTAL FUNDS MANAGED BY U.S. BANK	4,058,022.63
 <i>FUNDS MANAGED BY TRISTAR:</i>	
Worker's Compensation Trust Account	169,840.04
 TOTAL FUNDS MANAGED BY FISCAL AGENTS	\$ 4,227,862.67

CITY OF VISTA
CASH AND INVESTMENTS BY FUND PER GENERAL LEDGER
(EXCLUDING FUNDS MANAGED BY FISCAL AGENTS)
July 31, 2016

FUND	FUND NAME	CASH & INVESTMENTS
001	GENERAL FUND	\$ 65,377,067.56
002	GENERAL FUND CIP	3,609,373.77
102	PARK DEVELOPMENT	5,788,221.90
103	COMM DEVELOPMENT BLOCK GRANT	(898,434.96)
106	GAS TAX	2,617,793.63
107	SENIOR CITIZEN NUTRITION PROGRAM	(93,621.65)
108	1972 LIGHTING & LANDSCAPE MAINTENANCE	310,251.68
109	PLANNED LOCAL DRAINAGE	748,030.51
110	DEVELOPMENT	6,009,211.72
111	PROPOSITION "A" SALES TAX	(1,475,473.05)
113	SOUTH MELROSE LANDSCAPE AD	41,762.81
114	LA MIRADA CANYON MAINT DIST	58,124.69
117	GRANTS	(640,063.04)
120	JPFA 1993 "C" NORTH CO. SQUARE	(65,492.64)
122	VISTA HOUSING AUTHORITY	2,290,848.22
123	HOUSING AUTH BOND FUNDS	4,214,163.78
124	HOME PROGRAM	660,790.56
125	STATE COPS GRANT	88,988.01
126	CALHOME PROGRAM	143,827.69
301	VISTA REDEVELOPMENT AGENCY	246,700.72
302	REDEVELOPMENT REVOLVING FUND	(17,999.03)
303	RDA HOUSING BONDS	1,036.38
305	PASEO SANTA FE FACILITIES PROJ	16,067,689.17
310	REDEVELOPMENT SCHOOL SAFETY	52,737.84
407	REDEVELOPMENT DEBT SERVICE	2,814,708.43
408	REDEV OBLIGATION RETIREMENT	5,675,522.85
413	JPFA 1993 "C" NORTH CO. SQUARE	788,082.92
418	JPFA 1997 SERIES "A" HACIENDA	11,042.35
423	JFPA 2015 LEASE REV BONDS	(5,076.25)
501	CITY SEWER REVENUE	9,708,992.07
502	CITY CAPITAL EXPANSION	3,728,952.15
503	CITY CAPITAL REPAIRS AND REPLACEMENT	45,068,382.71
504	BUENA SEWER REVENUE	2,830,318.10
505	BUENA CAPITAL EXPANSION	1,581,030.68
506	BUENA CAPITAL REPAIRS AND REPLACEMENT	42,481,461.17
507	WAVE WATERPARK	1,430,814.45
509	CITY SEWER CAPITAL FACILITY	4,483.00
510	BUENA SEWER CAPITAL FACILITY	5,741.00
601	RISK MANAGEMENT	7,616,761.22
602	BUILDING AND FACILITIES MAINT	62,063.79
603	VEHICLE MAINTENANCE	2,712,082.80
604	INFORMATION TECHNOLOGY	2,572,167.32
701	TRUST DEPOSITS	2,154,596.74
704	CFD 1993 "A" NORTH CO. SQUARE	364,038.25
708	DEFERRED STREET CONSTRUCTION	3,981,726.96
709	RSWA AGENCY FUND	512,771.83
	TOTAL	<u>\$ 241,236,200.81</u>



REGIONAL SOLID WASTE ASSOCIATION

Member Agencies: Cities of Del Mar, Encinitas, Escondido,
National City, Poway, Solana Beach, and Vista

To: RSWA Board Members
From: General Manager James H. Eggart
Subject: First Quarter of FY 2016/2017 Budget and Expenditure Status –
Item 6.C.
Date: RSWA Agenda October 6, 2016

BACKGROUND

Attached for your information are the following reports:

The Financial Status Report as of September 27, 2016 (First Quarter FY 2016/2017) which shows a Fund Balance for the First Quarter in the amount of \$342,011.

The RSWA Cash Activity Report as of September 27, 2016.

CITY OF VISTA MEMORANDUM

TO: James H. Eggart, RSWA General Manager/General Counsel
FROM: Richard Hertz, Finance Manager/Deputy Treasurer *RH*
DATE: September 27, 2016
SUBJECT: RSWA Budget Status

Attached are the Financial Status Report and Cash Activity Report for the Regional Solid Waste Association (RSWA) for the fourth quarter of fiscal year (FY) 2015/2016. The reports present activity from July 1, 2016 through September 27, 2016.

REVENUES

Year-to-date (YTD) activity includes actual revenue of \$62,451, which represents 22 percent of the FY 2016/2017 budgeted revenue. Interest earnings have been posted through July 2016. The actual revenues are consistent with what would be expected at this time.

EXPENDITURES

The YTD activity includes actual expenditures through September 27, 2016, totaling \$177,378, which represents 69 percent of the FY 2016/2017 budgeted amount. The actual expenditures are consistent with what would be expected at this time.

FUND BALANCE

The total fund balance as of September 27, 2016, is \$342,011, which includes a balance of \$102,000 set aside and reserved for two household hazardous waste facility closures in the future.

**REGIONAL SOLID WASTE ASSOCIATION
FY 2016-2017 FINANCIAL STATUS REPORT
AS OF SEPTEMBER 27, 2016**

	<u>BUDGET</u>	<u>YTD ACTUAL</u>
BEGINNING BALANCE (6-30-2016 Fund Balance)	\$ 456,938	\$ 456,938
 REVENUE		
DISPOSAL AGREEMENT VOLUME REBATE	247,884	61,971
HHW NON-MEMBER	32,000	-
INVESTMENT EARNINGS	3,300	480
TOTAL REVENUE	<u>283,184</u>	<u>62,451</u>
 EXPENSES		
STIPENDS	8,000	1,050
INSURANCE	6,500	2,150
TRAVEL AND MEETINGS	10,000	-
AUDIT SERVICES	3,000	555
LEGAL SERVICES	18,000	4,500
CONSULTANT SERVICES	33,000	7,500
REIMBURSEMENTS	3,500	91
HHW EDUCATION	7,000	7,000
HHW PERMITS	1,800	1,484
HHW FACILITY SECURITY & PHONE	3,000	2,448
WEBSITE MAINTENANCE	1,500	-
RSWA PHONE, FLYERS	5,000	600
INTERGOVERNMENTAL PROGRAMS	191,040	150,000
TOTAL EXPENSES	<u>291,340</u>	<u>177,378</u>
 TOTAL ENDING FUND BALANCE	 <u><u>\$ 448,782</u></u>	 <u><u>\$ 342,011</u></u>
 CASH		 <u>\$ 342,011</u>
TOTAL ENDING FUND BALANCE		<u><u>\$ 342,011</u></u>
 FUND BALANCE, UNRESERVED/UNDESIGNATED		 \$ 240,011
VISTA HHW FACILITY CLOSURE DESIGNATION		51,000
POWAY HHW FACILITY CLOSURE DESIGNATION		51,000
TOTAL ENDING FUND BALANCE		<u><u>\$ 342,011</u></u>

RSWA CASH ACTIVITY
JULY 1, 2016 - SEPTEMBER 27, 2016

<u>Date</u>	<u>Ck.#</u>	<u>Name</u>	<u>Description</u>	<u>Deposit</u>	<u>Disbursement</u>	<u>Cash Balance</u>
7/1/16			Balance carried forward from 6/30/16			\$ 430,945.42
7/19/16		STERICYCLE	HHW NON-MEMBER APR-JUN 2016	\$ 25,366.70		456,312.12
7/21/16		EDCO	CONTRACT VOLUME REBATE	61,970.99		518,283.11
7/21/16	97592	MUIR, MARK ANDERSON	TRAVEL EXPENSE WASTEXPO 2016 CONF.		\$ 1,497.19	516,785.92
7/21/16	97652	CAMPBELL, CODY	RSWA JULY 2016		150.00	516,635.92
7/21/16	97653	CITY OF DEL MAR	HHW EDUC APPROPRIATION FY 16/17		1,000.00	515,635.92
7/21/16	97654	CITY OF ENCINITAS	HHW EDUC APPROPRIATION FY 16/17		1,000.00	514,635.92
7/21/16	97655	CITY OF ESCONDIDO	HHW EDUC APPROPRIATION FY 16/17		1,000.00	513,635.92
7/21/16	97656	CITY OF NATIONAL CITY	HHW EDUC APPROPRIATION FY 16/17		1,000.00	512,635.92
7/21/16	97657	CITY OF POWAY	HHW EDUC APPROPRIATION FY 16/17		1,000.00	511,635.92
7/21/16	97658	CITY OF SOLANA BEACH	HHW EDUC APPROPRIATION FY 16/17		1,000.00	510,635.92
7/21/16	97659	CITY OF VISTA	HHW EDUC APPROPRIATION FY 16/17		1,000.00	509,635.92
7/21/16	97675	GALLO, ED	RSWA JULY 2016		150.00	509,485.92
7/21/16	97677	GROSCH, DAVE	RSWA JULY 2016		150.00	509,335.92
7/21/16	97686	MORRISON, RON	RSWA JULY 2016		150.00	509,185.92
7/21/16	97687	MUIR, MARK ANDERSON	RSWA JULY 2016		150.00	509,035.92
7/21/16	97690	NICHOLS, MICHAEL EDWIN	RSWA JULY 2016		150.00	508,885.92
7/21/16	97694	PROGRESSIVE TECHNOLOGY SECURITY SYSTEMS INC	FY 16/17 MONITORING OF SECURITY SYSTEM		2,448.00	506,437.92
7/21/16	97699	SINNOTT, TERRY	RSWA JULY 2016		150.00	506,287.92
7/21/16	97710	WOODRUFF, SPRADLIN & SMART	RSWA LEGAL SERVICES \$4500 (JUL-SEP/ CONSULTANT SVCS \$2500 (JUL)		7,000.00	499,287.92
7/31/16		INVESTMENT EARNINGS	JULY INTEREST ALLOCATION	480.00		499,767.92
8/4/16	97921	LANCE, SOLL & LUNGHARD, LLP	FY 2015/16 AUDIT SERVICES		555.65	499,212.27
8/11/16	98017	WOODRUFF, SPRADLIN & SMART	BUDGET SUBCOMMITTEE MEAL REIMB.		26.34	499,185.93
8/11/16	98050	COUNTY OF SAN DIEGO -	FY 16/17 POWAY HHW FACILITY PERMIT		742.00	498,443.93
8/11/16	98149	WOODRUFF, SPRADLIN & SMART	AUGUST 2016 CONSULTANT SERVICES		3,100.00	495,343.93
8/24/16	98342	BANK OF AMERICA	DEH - HHW PERMIT		742.00	494,601.93
9/15/16	98857	CITY OF DEL MAR	ENV FUND DISTRIBUTION FY 16/17		3,437.00	491,164.93
9/15/16	98858	CITY OF ENCINITAS	ENV FUND DISTRIBUTION FY 16/17		34,779.00	456,385.93
9/15/16	98860	CITY OF NATIONAL CITY	ENV FUND DISTRIBUTION FY 16/17		23,242.00	433,143.93
9/15/16	98861	CITY OF POWAY	ENV FUND DISTRIBUTION FY 16/17		29,389.00	403,754.93
9/15/16	98862	CITY OF SOLANA BEACH	ENV FUND DISTRIBUTION FY 16/17		7,600.00	396,154.93
9/15/16	98863	CITY OF VISTA	ENV FUND DISTRIBUTION FY 16/17		51,553.00	344,601.93
9/15/16	98962	WOODRUFF, SPRADLIN & SMART	CONSULTANT SERVICES (SEPT)		2,500.00	342,101.93
9/15/16	98963	WOODRUFF, SPRADLIN & SMART	DISBURSEMENT CHARGES		91.12	342,010.81

**Regional Solid Waste Association Press Release:
RSWA ISSUES ENVIRONMENTAL ENHANCEMENT CHECKS**

Again this year, the Regional Solid Waste Association, a Joint Powers Agency composed of the Cities of Del Mar, Encinitas, National City, Poway, Solana Beach and Vista is issuing environmental enhancement checks to member cities.

Each city will be receiving a check based on the city's solid waste tonnage as a percentage of the total tonnage of the organization (RSWA). The check can be utilized for household hazardous waste programs, recycling or other solid waste matters. RSWA Chairperson Ron Morrison, Mayor of National City, stated that, "This is one governmental agency that has really worked – we've done the job we were created to do." He continued by saying, "Each task that RSWA has undertaken has been handled quickly, with immediate results that are recognized and verifiable."

RSWA formed a public/private partnership with EDCO Waste and Recycling to deal with solid waste disposal fees. That partnership paved the way for tremendous savings for the customers in all six cities. "The savings to our citizens has been significant due to the efforts of RSWA," said RSWA Secretary Dave Grosch, City Council Member from the City of Poway.

After the successes with trash, RSWA also tackled the Household Hazardous Waste (HHW) issue. Once again using a public/private partnership, this time with EDCO and Stericycle Environmental Solutions, RSWA created a variety of HHW service options for each jurisdiction to choose the best programs for that City's residents. Regional options include utilizing either of the two permanent facilities located in Poway and Vista, hosting a special collection event or using the door-to-door collection program either for seniors and disabled and/or the general population. RSWA Vice Chairperson Mike Nichols, City Council Member of the City of Solana Beach, applauded RSWA's household hazardous waste program as being "innovative with a menu of different options for citizens to choose from that truly encourages the proper disposal of HHW."

The environmental enhancement check will allow each individual jurisdiction to target specific needs and utilize the money to fund services such as recycling and organics reduction education, HHW, e-waste, litter abatement programs and/or NPDES related activities. The influx of money will allow each city to not only be creative, but to individualize the program to meet the different and individual needs of each jurisdiction. RSWA Treasurer Terry Sinnott, Deputy Mayor of the City of Del Mar, pointed out "Since RSWA has the regional programs fully in place – the new money coming to each city will mean more programs for our citizens at zero cost to us or them." This is truly a win-win situation for the residents of the RSWA cities.

For more information please contact:

James H. Eggart, General Manger – RSWA at (714) 415-1062
james@RSWA.info