

Regional Solid Waste Association

City of Del Mar
Terry Sinnott

City of Encinitas
Mark Muir

City of National City
Ron Morrison

City of Poway
Dave Grosch

City of Solana Beach
Mike Nichols

City of Vista
Cody Campbell

Special Contract Party
City of Escondido
Michael Morasco

General Manager/General Counsel
James H. Eggart

REGULAR MEETING AGENDA

OCTOBER 1, 2015
9:00 a.m.

Fletcher Cove Community Center
133 Pacific Avenue
Solana Beach, CA



REGIONAL SOLID WASTE ASSOCIATION

REGULAR MEETING AGENDA

October 1, 2015

9:00 a.m.

**Fletcher Cove Community Center
133 Pacific Avenue
Solana Beach, CA**

1. CALL TO ORDER AND PLEDGE OF ALLEGIANCE

2. SWEARING-IN OF NEW BOARD MEMBER(S) - ACTION ITEM

This item is scheduled to swear-in new board members as the delegate/representative from a member city.

3. ORAL COMMUNICATIONS

This item is scheduled to provide an opportunity for public testimony on matters within the jurisdiction of the Association. The Association may receive comments but no action may be taken. Anyone desiring to speak is requested to fill out a speaker slip.

4. CONSENT CALENDAR

(Consent Calendar items will be acted on simultaneously with one motion unless separate discussion and/or action is requested by a Board Member.)

- A. Minutes of the July 2, 2015 Meeting of the Board of the Regional Solid Waste Association – Action: Receive and File

5. PRESENTATION TO THE BOARD

Jeff Ritchie from EDCO will give a brief presentation on EDCO's upcoming technology changes.

6. **FINANCE AND BUDGET – INFORMATION AND ACTION ITEMS**

A. **Review Final Budget and Expenditure Status for FY 2014/2015 – Information Item (Receive and File)**

Treasurer Sinnott, General Manager Eggart and Fiduciary Agent Lauren Warrem of the City of Vista will review the final budget and expenditure status for June 30, 2015.

The recommendation is to review the status of both the budget and expenditures and receive and file the reports.

B. **RSWA Investment Report for the First Quarter of Fiscal Year 2015/2016 – Information Item (Receive and File)**

Treasurer Sinnott, General Manager Eggart and Fiduciary Agent Lauren Warrem of the City of Vista will review the investment report as of September 22, 2015.

The recommendation is to receive and file the investment report.

C. **Review Budget and Expenditure Status for the First Quarter of Fiscal Year 2015/2016 - Information Item (Receive and File)**

Treasurer Sinnott, General Manager Eggart and Fiduciary Agent Lauren Warrem of the City of Vista will review the first quarter budget and expenditure status as of September 22, 2015.

The recommendation is to review the status of both the budget and expenditures and receive and file the reports.

D. **Report on Environmental Enhancement Fund Distribution and Press Release – Information Item**

General Manager Eggart will provide an update on the distribution of the Environmental Enhancement Funds and review the press release.

7. **HOUSEHOLD HAZARDOUS WASTE (HHW) ISSUES – INFORMATION AND POSSIBLE ACTION**

Review HHW Items – Possible Action

This item is scheduled to review HHW issues of interest to the RSWA Board.

A. HHW Participation Reports - Information Item

General Manager Eggart and Bill Wilson of the City of Encinitas will review the HHW participation reports with the RSWA Board and answer questions.

B. Review HHW Items – Information Item

This item is scheduled to review HHW and other waste disposal issues of interest to the RSWA Board.

8. ADMINISTRATIVE MATTERS – POSSIBLE ACTION ITEMS

A. Discuss and Approve Future Meeting Schedule – Possible Action Item

January 7, 2016

April 7, 2016

July 7, 2016

This item is scheduled for discussion and approval of the future meeting schedule.

B. Reports by Board Members and/or RSWA Staff Regarding Conferences Attended – Information Item

This item is scheduled to provide an opportunity for Board Members or RSWA staff to report on conferences attended.

9. COMMENTS FROM ASSOCIATION MEMBERS, GENERAL COUNSEL AND GENERAL MANAGER

The Members may ask questions, make comments and ask that any matter be agendaized for consideration at a later meeting.

10. ADJOURNMENT

Adjourn to the meeting of January 7, 2016 at 9:00 a.m. at the Fletcher Cove Community Center, 133 Pacific Avenue, Solana Beach, CA.

NOTE: Members of the Public may fill out a speaker slip to speak on any item on the Agenda or speak on any matter within the purview of the Association under the heading of Oral Communications.

REGIONAL SOLID WASTE ASSOCIATION

ADDRESSING THE ASSOCIATION BOARD

If you wish to speak to an item not on the posted agenda, but within the Association's subject matter jurisdiction, please submit a speaker slip to speak during Oral Communications. The Brown Act does not allow any discussion or action by the Board or staff on matters raised during public comment except: 1) to briefly respond to statements made or questions posed, 2) ask a question for clarification, 3) receive and file the matter, 4) if it is within staff's authority, refer it to them for a reply, or 5) direct that it be placed on a future board agenda for a report or action. A reasonable amount of time will be allocated by the Chair for public comment. Time donations are not permitted during Oral Communications.

If you wish to speak to an item on the agenda, please fill out a speaker slip indicating which agenda Item # you wish to speak to and hand it in before that item has been announced by the Chair. To donate time to another person, fill out a speaker slip indicating that fact. The person or persons donating time must be present when the speaker to whom they have donated time is heard.

ADDITIONAL INFORMATION: This agenda provides a brief description of each item to be considered by the Association Board. All revised or additional documents and writings related to any items on the agenda, which are distributed to all or a majority of the Board Members within 72 hours preceding a meeting, shall be available for public inspection (1) at the Solana Beach City Clerk's office during normal business hours; and (2) at the Fletcher Cove Community Center at the time of the meeting. Additional information is available through the General Manager to the Association at (714) 415-1062.

**PUBLIC NOTICE FOR THE REGULAR MEETING OF
THE REGIONAL SOLID WASTE ASSOCIATION**


**October 1, 2015
9:00 a.m.**

**Fletcher Cove Community Center
133 Pacific Avenue
Solana Beach, CA**

In accordance with the requirements of California Government Code Section 54955, this Notice and the Agenda has been posted at Fletcher Cove Community Center, 133 Pacific Avenue, Solana Beach, CA and Solana Beach City Hall, 635 South Highway 101, Solana Beach, CA not less than 72 hours prior to the meeting date and time above.

In compliance with the Americans With Disabilities Act, if you need special assistance to participate in this meeting, please contact the Association's General Manager, James H. Eggart, at (714) 415-1062 at least forty-eight (48) hours prior to the meeting to allow the Association to make reasonable arrangements to ensure accessibility to this meeting.

I, James H. Eggart, General Manager of the Regional Solid Waste Association, do hereby declare that I caused the posting of the agenda for the regular meeting of the Regional Solid Waste Association for October 1, 2015 in the locations listed above which are freely accessible to the public at or prior to 9:00 a.m. September 28, 2015.


**James H. Eggart
General Manager
Regional Solid Waste Association**

**MINUTES
REGIONAL SOLID WASTE ASSOCIATION
REGULAR MEETING**

**July 2, 2015
9:00 a.m.**

**Fletcher Cove Community Center
133 Pacific Avenue
Solana Beach, CA**

BOARD MEMBERS IN ATTENDANCE:

**Council Member Terry Sinnott, City of Del Mar – RSWA Treasurer
Council Member Ed Gallo, City of Escondido (Alternate)
Mayor Ron Morrison, City of National City – RSWA Chairperson
Council Member Mike Nichols, City of Solana Beach – RSWA Vice-Chairperson
Deputy Mayor Dave Grosch, City of Poway – RSWA Secretary
Council Member Cody Campbell, City of Vista**

STAFF RESOURCES IN ATTENDANCE:

**Thomas F. Nixon, General Manager/General Counsel
Dale Nielsen, Finance Manager/Treasurer – City of Vista**

1. CALL TO ORDER AND PLEDGE OF ALLEGIANCE

Chairperson Morrison called the meeting to order at 9:07 a.m. Board Member Mark Muir was not present at the meeting. All other Board members were present, with the exception of Vice-Chairperson Nichols, who arrived at 9:13 a.m.

Chairperson Morrison led the Board in the Pledge of Allegiance.

2. SWEARING-IN OF NEW BOARD MEMBER(S) - ACTION ITEM

There were no new Board members to be sworn-in. Alternate Board Member Gallo was sworn in prior to the meeting.

3. ORAL COMMUNICATIONS

This item was scheduled to provide an opportunity for public testimony on matters within the jurisdiction of the Association.

There were no oral communications presented.

4. **CONSENT CALENDAR**

- A. The consent calendar included the receipt and filing of the Regular Board Meeting Minutes of April 2, 2015.

MOTION WAS MADE TO APPROVE THE CONSENT CALENDAR.
(Motion by Treasurer Sinnott, City of Del Mar / Second by Secretary Grosch, City of Poway.) Motion was approved by a vote of 4 ayes, 0 nays, 1 abstention, and 2 absent.

Ayes: Campbell, Grosch, Morrison, Sinnott

Nays:

Abstain: Gallo

Absent: Muir, Nichols

5. **PRESENTATION TO BOARD OF DIRECTORS**

Jessica Toth, Executive Director of the Solana Center for Environmental Innovation, provided a presentation to the Board regarding organics recycling requirements applicable to cities and options to meet those requirements. Ms. Toth indicated that this is an important issue not only because of state mandate in AB 1826, but because up to forty percent of landfill waste is edible or compostable.

Ms. Toth first provided an overview of AB 1826 and its requirements. AB 1826 took effect in 2015 and establishes requirements for recycling of organic waste. By January 2016, cities will be required to submit a plan to CalRecycle on their organics diversion solutions. Four months later, by April 2016, generators of eight (8) cubic yards or more of organic material per week must find an alternative location for their organic waste other than the landfill, with the responsibility falling on cities to make that available. Less than one year later, by January 2017, generators of four (4) cubic yards or more of organic material per week must find an alternative location for their organic waste other than the landfill. Then, two years later, by January 2019, the organics recycling requirement will apply to generators of four (4) cubic yards or more of solid waste per week. Although it has not yet been mandated, in the future it is possible all commercial businesses may be required to divert their organic material. Cities will need to evaluate and audit businesses to determine which businesses the new requirements apply to.

Ms. Toth next discussed what constitutes “organic” material subject to AB 1826’s requirements and how each type of organic material can be handled. She indicated that there are primarily two types of organic material: green waste and food waste. The primary method for recycling yard waste or green waste is to compost it, and there is already infrastructure in place and facilities in the area that can handle it. Currently, about eleven percent of green waste generated in the cities is currently sent to the landfill as alternative daily cover, and this will no longer be allowed. Ms. Toth indicated that there are multiple potential alternative disposal methods available for food scraps or food waste, but little infrastructure currently in place to handle it. According to Ms. Toth,

alternative means of disposal for food waste, in order of preference, include: source reduction, feeding hungry people, feeding animals, industrial uses, and composting.

Ms. Toth next provided a case study on infrastructure and facilities available to handle food waste and discussed potential alternatives that could be developed. Ms. Toth used as an example a pilot program the Solana Center developed in coordination with a local producer of organic food waste, where the food waste was diverted to a local agricultural site and used as soil amendment. According to Ms. Toth, EDCO was a strong partner in facilitating this pilot program and is supporting the Solana Center in finding additional innovative solutions for the recycling of food waste.

Ms. Toth next discussed the responsibilities of the various stakeholders in implementing and complying with the new requirements for organics diversion. Cities and other local jurisdictions will be responsible for developing an organics diversion plan, implementing the plan, and monitoring and reporting compliance. According to Ms. Toth, implementation of the plan will require outreach to businesses, identifying local diversion options and developing additional solutions, partnering with other jurisdictions to evaluate and develop regional solutions, and making policy and permitting changes to facilitate local organics recycling solutions. Organics-generating businesses will now need to audit their volume and operations, change their internal processes for dealing with organic waste, establish new partnerships, and measure and report the diversion of organic materials. Waste haulers may need to make logistical and operational changes help facilitate diversion of organic materials. Finally, organics end-users will need to establish new or increased capacity to accept the increase volume of organic waste that will now be diverted from the landfills.

Finally, Ms. Toth discussed with the Board existing barriers to the effective implementation of AB 1826 and potential solutions to overcome those barriers, as well as initiatives the Solana Center and other organizations are currently working on.

6. REPORT BY MEMBER CITIES ON USE OF HHW EDUCATIONAL FUNDING AND ENVIROMNETAL ENHANCEMENT FUNDING – INFORMATION ITEM.

Chairperson Morrison invited comments from the Board Members on how the Member Cities used the HHW educational funding and environmental enhancement funding provided by RSWA during the last fiscal year.

Alternate Board Member Gallo reported that the City of Escondido used the funding to promote recyclable and hazardous waste reduction by hosting an Earth Day poster contest for elementary and junior high students in Escondido and a fashion show in which the models wore clothing made out of recyclable materials. Alternate Board Member Gallo stated that these initiatives really excite young kids because it gets their creative juices going and that he thought this was a great use of the funds.

Secretary Grosch reported that the City of Poway used the funding to develop a banner reminding the public what they can and cannot leave in their waste and what types of items should be brought to the Household Hazardous Waste Collection in the City. In addition, he indicated that City staff has done a good job of visiting different commercial companies in the City and reminding them of the applicable regulations and the requirements of AB 341. Secretary Grosch also noted that EDCO periodically distributes a flyer reminding the public where the Poway Household Hazardous Waste Collection facility is located and that it is open on Saturdays.

Treasurer Sinnott reported that the City of Del Mar has primarily focused on two areas in the use of the funding: recycling and composting. The City spent about \$11,000 on distributing new recycling containers throughout the area and held two successful recycling events for the community. The City is also developing a new composting program headed up by Mark Delaney of the City. Treasurer Sinnott indicated that a big focus needs to be on restaurants and that Jessica Toth's presentation was particularly valuable in providing ideas on how the City can motivate restaurants to participate.

Vice-Chairperson Nichols reported that the City of Solana Beach may use the funding for several different initiatives, including providing recycling containers to promote recycling and bike racks to address air quality issues and revitalizing the residential composting program through the Solana Center for Environmental Innovation the City has done in the past. Vice-Chairperson Nichols also highlighted the City's educational program on water conservation, using as an example the landscaping at the Fletcher Cover Community Center and noting that it has no irrigation system whatsoever. The Solana Beach Public Arts Committee is also developing an artistic sign program to educate the public about water conservation and water efficient landscaping. The City will also continue to collaborate with Solana Vista Elementary School on an Earth Day program.

Board Member Campbell reported that the City of Vista has used the funding to create and hang a 24' x 46' banner over one its busiest streets to promote the Household Hazardous Waste Collection facility in Vista and to advise the public that it is open on Saturdays from 9:00 a.m. to 3:00 p.m. A handout illustrating this banner was provided to the rest of the Board. The City is also installing new signs at the household hazardous waste facility to promote the additional used oil collection facility locations that are open more frequently. Board Member Campbell also reported that the City intended to use the funding to promote household hazardous waste recycling and publicize the City's Household Hazardous Waste Collection facility in the "Our Vista" City News and Recreation Guide.

Chairperson Morrison reported that the City of National City has used the funding for two different programs. First, the City put out a calendar promoting household hazardous waste recycling. Second, the City distributed recyclable grocery bags with messages on them promoting recycling. Chairperson Morrison stated that the recyclable grocery bags were very popular and are a great way to get the message out about recycling.

7. FINANCE AND BUDGET - INFORMATION & ACTION ITEMS

A. RSWA Investment Report for the Fourth Quarter of Fiscal Year 2014/2015 – Information Item (Receive and File)

Treasurer Sinnott, General Manager Nixon and Fiduciary Agent Dale Nielsen of the City of Vista reviewed the investment report as of June 23, 2015.

MOTION WAS MADE TO RECEIVE AND FILE THE INVESTMENT REPORT. (Motion by Treasurer Sinnott, City of Del Mar / Second by Vice-Chairperson Nichols, City of Solana Beach.) Motion was approved by a vote of 6 ayes, 0 nays, and 1 absent.

Ayes: Campbell, Gallo, Grosch, Morrison, Nichols, Sinnott

Nays:

Abstain:

Absent: Muir

B. Review Budget and Expenditure Status for the Fourth Quarter of Fiscal Year 2014/2015 – Information Item (Receive and File)

Treasurer Sinnott, General Manager Nixon and Fiduciary Agent Dale Nielson of the City of Vista reviewed the second quarter budget and expenditure status as of June 23, 2015.

MOTION WAS MADE TO RECEIVE AND FILE THE BUDGET AND EXPENDITURE STATUS REPORT. (Motion by Board Member Campbell, City of Vista / Second by Secretary Grosch, City of Poway.) Motion was approved by a vote of 6 ayes, 0 nays, and 1 absent.

Ayes: Campbell, Gallo, Grosch, Morrison, Nichols, Sinnott

Nays:

Abstain:

Absent: Muir

C. Review FY 2015/2016 and FY 2016/17 Budgets – Action Item

General Manager Nixon and the Budget Subcommittee comprised of Chairperson Morrison, Treasurer Sinnott and Vice-Chairperson Nichols presented the draft FY 2015/2016 and FY 2016/2017 budgets for review and approval.

MOTION WAS MADE TO APPROVE THE FY 2015/2016 AND FY 2016/2017 BUDGETS. (Motion by Alternate Board Member Gallo, City of Escondido / Second by Board Member Campbell, City of Vista.) Motion was approved by a vote of 6 ayes, 0 nays, 1 absent.

Ayes: Campbell, Gallo, Grosch, Morrison, Nichols, Sinnott

Nays:

Abstain:

Absent: **Muir**

8. HOUSEHOLD HAZARDOUS WASTE (HHW) ISSUES – INFORMATION AND POSSIBLE ACTION

A. Approval of Updated Inter-Jurisdictional Agreement with the City of Carlsbad for the Use of Household Waste Facilities – Action Item

General Manager Nixon presented the updated inter-jurisdictional agreement with the City of Carlsbad for the use of household hazardous waste facilities.

MOTION WAS MADE TO APPROVE THE INTER-JURISDICTIONAL AGREEMENT WITH THE CITY OF CARLSBAD FOR USE OF HOUSEHOLD HAZARDOUS WASTE FACILITIES AND TO AUTHORIZE THE GENERAL MANAGER TO SIGN THE AGREEMENT. (Motion by Board Member Campbell, City of Vista / Second by Treasurer Sinnott, City of Del Mar.) Motion was approved by a vote of 6 ayes, 0 nays, and 1 absent.

Ayes: **Campbell, Gallo, Grosch, Morrison, Nichols, Sinnott**

Nays:

Abstain:

Absent: **Muir**

B. HHW Participation Reports – Information Item

Bill Wilson of the City of Encinitas reviewed the HHW participation reports for the Board.

C. Update on HHW Items and Other Potential Future Issues – Information Item

General Manager Nixon noted that he had provided the Board with a Memorandum on AB 1826 and its specific requirements and provided a summary to the Board. AB 1826 became effective January 1, 2015 and is codified in Section 42649.8 of the California Public Resources Code. It establishes requirements for recycling of organic waste applicable to specified businesses and local agencies, such as cities. General Manager Nixon noted that, although CalRecycle's current focus is on education, CalRecycle does have the authority to issue compliance orders to cities to enforce AB 1826's requirements and that cities could be subject to fines for failing to comply with such compliance orders.

General Manager Nixon also updated the Board on the status of the litigation by the paint industry challenging the State of California's regulations implementing the PaintCare program. The Court of Appeal had upheld the State's regulations and the paint industry sought review by the California Supreme Court. General Manager Nixon reported that, on May 13, 2015, the California Supreme Court

declined to hear the case, meaning that the Court of Appeal's ruling upholding the State's regulations is final.

General Manager Nixon also updated the Board on the status of the pharmaceutical industry's challenge to the County of Alameda's drug take-back program. The Ninth Circuit Court of Appeal had previously upheld the County's drug-take back ordinance, and the pharmaceutical industry had sought review before the United States Supreme Court. General Manager Nixon reported that the Supreme Court recently declined to review the Ninth Circuit's decision, thus vindicating the County of Alameda's drug take-back ordinance for the time being.

With respect to other potential future issues, General Manager Nixon reported that he anticipated there would be an increase in future legislation establishing programs for extended producer responsibility.

General Manager Nixon also provided the Board with a summary the RSWA website analytics for the prior year and month.

Alternate Board Member Gallo left the meeting at 10:35 a.m.

9. ADMINISTRATIVE MATTERS – POSSIBLE ACTION ITEMS

A. Review Future Meeting Schedule – Possible Action Item

October 1, 2015

January 7, 2016

April 7, 2016

This item was scheduled for discussion and approval of the future meeting schedule. After discussion of scheduling of the July Board meeting, the Board made no changes to the current meeting schedule.

B. Reports by Board Members and/or RSWA Staff Regarding Conferences Attended – Information Item

Board Member Campbell reported that he attended the Waste Expo conference held in Las Vegas from June 1 - 4, 2015. Board Member Campbell stated that he attended quite a few educational seminars that focused on organics recycling and diversion and had an opportunity to speak with industry stakeholders, facility operators, and staff members from other cities that are already dealing with these issues. Board Member Campbell indicated that he got a number of good ideas about how to implement these programs and that he will be providing that information to the other Board Members in the future.

C. Approval of Board Members and Staff Attendance and Conference Expenses at all of the Following Meetings, Including Out of State Meetings, of the Following Organizations Which List Shall be Titled "List of Accepted Organizations and Conferences" – Action Item:

1. SWANA (Solid Waste Association of North America) sponsored conferences and SWANA chapter meetings
2. Waste 360 – Waste Age and Waste Expo Events
3. NSWMA (National Solid Waste Management Association) and WASTEC (Waste Equipment Technology Association) sponsored conferences
4. NAHMMA (North American Hazardous Materials Management Association) sponsored conferences and meetings
5. National Recycling Coalition sponsored events
6. California Department of Resources Recycling and Recovery (CalRecycle) sponsored events

The recommendation is to approve the List of Accepted Organizations and Conferences, including out of state meetings, for possible attendance by Board Members and RSWA Staff.

MOTION WAS MADE TO APPROVE BOARD MEMBER AND STAFF ATTENDANCE AND EXPENSES INCURRED AT MEETINGS AND CONFERENCES, INCLUDING OUT-OF-STATE MEETINGS AND CONFERENCES, OF THE ORGANIZATIONS LISTED ON THE LIST OF ACCEPTED ORGANIZATIONS AND CONFERENCES PRESENTED AT THE MEETING. (Motion by Board Member Campbell, City of Vista / Second by Secretary Grosch, City of Poway.) Motion was approved by a vote of 5 ayes, 0 nays, 2 absent.

Ayes: Campbell, Grosch, Morrison, Nichols, Sinnott

Nays:

Abstain:

Absent: Muir, Gallo

10. COMMENTS FROM ASSOCIATION MEMBERS AND GENERAL MANAGER

Vice-Chairperson Nichols congratulated General Manager/General Counsel Nixon on his pending retirement and indicated that it had been a pleasure working with him.

Chairperson Morrison expressed appreciation for Mr. Nixon's many years of service as General Counsel and General Manager and presented him with a card and gift on behalf of the Board. Chairperson Morrison also welcomed James Eggart as the new RSWA General Manager and General Counsel.

Board Member Campbell pointed out that RSWA Fiduciary Agent Dale Nielsen, Finance Manager/Treasure of the City of Vista is also retiring and that this would be his last RSWA Board meeting.

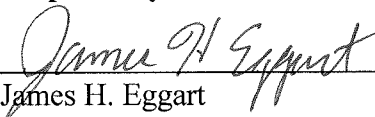
Fiduciary Agent Nielsen reported that Lauren Warrem, formally of the San Diego Association of Governments, will be taking his place.

Chairperson Morrison thanked both General Manager/General Counsel Nixon and Fiduciary Agent Nielson for their service and wished them the best on behalf of the Board.

11. ADJOURNMENT

The Chairperson adjourned the meeting at 10:47 a.m. to the meeting of October 1, 2015 at 9:00 a.m. at the Fletcher Cove Community Center, 133 Pacific Avenue, Solana Beach.


Respectfully Submitted:



James H. Eggart
General Manager

Approved:

Dave Grosch
RSWA Secretary



REGIONAL SOLID WASTE ASSOCIATION

Member Agencies: Cities of Del Mar, Encinitas, Escondido,
National City, Poway, Solana Beach, and Vista

To: RSWA Board Members
From: General Manager James H. Eggart
Subject: Final FY 2014/2015 Budget and Expenditure Status – Item 6.A.
Date: RSWA Agenda 10/1/15

BACKGROUND

Attached for your information are the following reports:

The Financial Status Report as of June 30, 2015 (Final Report) which shows a final Fund Balance for the fiscal year in the amount of \$431,407, which rolls over as the initial fund balance for the current fiscal year (FY 2015/2016).

The RSWA Cash Activity Report as of June 30, 2015.

Adopted Budget for FY 2015/2016 that was approved on July 2, 2015.

CITY OF VISTA MEMORANDUM

TO: James H. Eggart, RSWA General Manager/General Counsel
FROM: Lauren Warrem, Director of Finance/Treasurer *LW*
DATE: September 22, 2015
SUBJECT: RSWA Budget Status

Attached are the Financial Status Report and Cash Activity Report for the Regional Solid Waste Association (RSWA) for the respective periods shown below.

JULY 1, 2014 THROUGH JUNE 30, 2015

ACCOUNT RECONCILIATION

Each account has been reviewed and reconciled against the transactions contained in the City of Vista's financial database as of June 30, 2015.

REVENUES

Year-to-date (YTD) activity includes actual revenue of \$284,273, which represents 105 percent of the FY 2014/2015 budgeted revenue.

EXPENDITURES

The YTD activity includes actual expenditures through June 30, 2015, totaling \$238,192, which represents 94 percent of the FY 2014/2015 budgeted amount.

FUND BALANCE

The total fund balance as of June 30, 2015, is \$431,407, which includes a balance of \$100,000 set aside and reserved for two household hazardous waste facility closures in the future.

JULY 1, 2015 THROUGH SEPTEMBER 22, 2015

ACCOUNT RECONCILIATION

Each account has been reviewed and reconciled against the transactions contained in the City of Vista's financial database as of September 22, 2015.

REVENUES

Year-to-date (YTD) activity includes actual revenue of \$80,529, which represents 29 percent of the FY 15/16 budgeted revenue. Interest earnings have not yet been posted for the first quarter.

EXPENDITURES

The YTD activity includes actual expenditures through September 22, 2015, totaling \$173,639, which represents 60 percent of the FY 15/16 budgeted amount.

FUND BALANCE

The total fund balance as of September 22, 2015, is \$338,297, which includes \$102,000 set aside and reserved for two household hazardous waste facility closures in the future.

**FY 2014-2015 FINANCIAL STATUS REPORT
AS OF JUNE 30, 2015**

	<u>BUDGET</u>	<u>YTD ACTUAL</u>
BEGINNING BALANCE (6-30-2014 Fund Balance)	\$ 385,326	\$ 385,326
REVENUE		
DISPOSAL AGREEMENT VOLUME REBATE	236,989	236,994
HHW NON-MEMBER	32,000	43,008
INVESTMENT EARNINGS	3,000	4,271
TOTAL REVENUE	<u>271,989</u>	<u>284,273</u>
EXPENSES		
STIPENDS	8,000	4,500
INSURANCE	6,200	5,833
TRAVEL AND MEETINGS	4,000	4,194
AUDIT SERVICES	2,750	2,652
LEGAL SERVICES	18,000	18,000
CONSULTANT SERVICES	33,000	30,825
REIMBURSEMENTS	3,500	403
HHW EDUCATION	7,000	7,000
HHW PERMITS	1,600	1,494
HHW FACILITY SECURITY & PHONE	3,000	2,734
WEBSITE MAINTENANCE	1,000	-
RSWA PHONE, FLYERS	5,000	940
INTERGOVERNMENTAL PROGRAMS	159,617	159,617
TOTAL EXPENSES	<u>252,667</u>	<u>238,192</u>
TOTAL ENDING FUND BALANCE	<u><u>\$ 404,648</u></u>	<u><u>\$ 431,407</u></u>
 CASH		 \$ 409,878
ACCOUNTS RECEIVABLE		19,878
PREPAID EXPENSE		4,598
ACCOUNTS PAYABLE		<u>(2,947)</u>
TOTAL ENDING FUND BALANCE		<u><u>\$ 431,407</u></u>
 FUND BALANCE, UNRESERVED/UNDESIGNATED		 \$ 331,407
VISTA HHW FACILITY CLOSURE DESIGNATION		50,000
POWAY HHW FACILITY CLOSURE DESIGNATION		<u>50,000</u>
TOTAL ENDING FUND BALANCE		<u><u>\$ 431,407</u></u>

RSWA CASH ACTIVITY
JULY 1, 2014 - JUNE 30, 2015

Date	Ck.#	Name	Description	Deposit	Disbursement	Cash Balance
7/1/14			Balance carried forward from 6/30/14			\$ 368,400.20
7/10/14	83956	MORRISON, RON	RSWA-BOARD STIPEND (APRIL)		\$ 150.00	\$ 368,250.20
7/10/14	83958	MULLIN, JOHN	RSWA-BOARD STIPEND (APRIL)		\$ 150.00	\$ 368,100.20
7/10/14	84013	SINNOTT, TERRY	RSWA-BOARD STIPEND (APRIL)		\$ 150.00	\$ 367,950.20
7/10/14	84068	WURBS, LIN H.	RSWA BUDGET PREP ASSIST (JUNE)		\$ 525.00	\$ 367,425.20
7/10/14		CITY OF POWAY	REFUND OVERPAYMENT IN FY13/14	\$ 1,000.00		\$ 368,425.20
7/10/14	84114	WOODRUFF, SPRADLIN & SMART	RSWA CONSULT SVCS (JULY)		\$ 2,500.00	\$ 365,925.20
7/16/14		EDCO	FY14/15 CONTRACT VOLUME REBATE	\$ 59,247.18		\$ 426,172.38
7/24/14	84280	PSC ENVIRONMENTAL SERVICES	RSWA-TRANSPORT/DISPOSAL (FY13/14)		\$ 4,496.00	\$ 420,676.38
7/24/14	84351	BARTH, TERESA	RSWA BOARD MEMBER STIPEND		\$ 150.00	\$ 420,526.38
7/24/14	84359	CITY OF DEL MAR	RSWA HHW EDUCATIONAL APPROP		\$ 1,000.00	\$ 419,526.38
7/24/14	84360	CITY OF ENCINITAS	RSWA HHW EDUCATIONAL APPROP		\$ 1,000.00	\$ 418,526.38
7/24/14	84361	CITY OF ESCONDIDO	RSWA HHW EDUCATIONAL APPROP		\$ 1,000.00	\$ 417,526.38
7/24/14	84362	CITY OF NATIONAL CITY	RSWA HHW EDUCATIONAL APPROP		\$ 1,000.00	\$ 416,526.38
7/24/14	84363	CITY OF POWAY	RSWA HHW EDUCATIONAL APPROP		\$ 1,000.00	\$ 415,526.38
7/24/14	84365	CITY OF SOLANA BEACH	RSWA HHW EDUCATIONAL APPROP		\$ 1,000.00	\$ 414,526.38
7/24/14	84366	CITY OF VISTA	RSWA HHW EDUCATIONAL APPROP		\$ 1,000.00	\$ 413,526.38
7/24/14	84370	COUNTY OF SAN DIEGO	RSWA-HAZARDOUS WASTE PERMITS		\$ 1,484.00	\$ 412,042.38
7/24/14	84371	COWLES, RALPH DAVIS	RSWA BOARD MEMBER STIPEND		\$ 150.00	\$ 411,892.38
7/24/14	84425	MORASCO, MICHAEL K.	RSWA BOARD MEMBER STIPEND		\$ 150.00	\$ 411,742.38
7/24/14	84426	MORRISON, RON	RSWA BOARD MEMBER STIPEND		\$ 150.00	\$ 411,592.38
7/24/14	84427	MULLIN, JOHN	RSWA BOARD MEMBER STIPEND		\$ 150.00	\$ 411,442.38
7/24/14	84431	NICHOLS, MICHAEL EDWIN	RSWA BOARD MEMBER STIPEND		\$ 150.00	\$ 411,292.38
7/24/14	84457	SINNOTT, TERRY	RSWA BOARD MEMBER STIPEND		\$ 150.00	\$ 411,142.38
7/24/14	84482	WOODRUFF, SPRADLIN & SMART	RSWA GEN COUNSEL-JULY-SEPT 2014		\$ 4,500.00	\$ 406,642.38
7/29/14		PSC ENVIRONMENTAL SERVICES	HHW NON-MEMBER APR-JUN 2014	\$ 19,246.75		\$ 425,889.13
7/31/14		INVESTMENT EARNINGS	JULY INTEREST ALLOCATION	\$ 353.00		\$ 426,242.13
8/7/14	84808	WOODRUFF, SPRADLIN & SMART	RSWA GENERAL MGR SVCS		\$ 2,500.00	\$ 423,742.13
8/31/14		INVESTMENT EARNINGS	AUGUST INTEREST ALLOCATION	\$ 351.00		\$ 424,093.13
9/18/14	85322	ALLIANT INSURANCE SERVICES	RSWA-SPECIAL LIAB INSURANCE		\$ 3,662.88	\$ 420,410.25
9/18/14	85571	WOODRUFF, SPRADLIN & SMART	RSWA-GENERAL MGR FEE (SEPT)		\$ 2,500.00	\$ 417,910.25
9/30/14		INVESTMENT EARNINGS	SEPT INT ALLOC	\$ 384.00		\$ 418,294.25
10/2/14	85600	CITY OF DEL MAR	ENVIRO ENHANCE FUND DIST 14/15		\$ 3,000.00	\$ 415,294.25
10/2/14	85601	CITY OF ENCINITAS	ENVIRO ENHANCE FUND DIST 14/15		\$ 28,680.00	\$ 386,614.25
10/2/14	85602	CITY OF NATIONAL CITY	ENVIRO ENHANCE FUND DIST 14/15		\$ 18,240.00	\$ 368,374.25
10/2/14	85603	CITY OF POWAY	ENVIRO ENHANCE FUND DIST 14/15		\$ 22,560.00	\$ 345,814.25
10/2/14	85604	CITY OF SOLANA BEACH	ENVIRO ENHANCE FUND DIST 14/15		\$ 6,840.00	\$ 338,974.25
10/2/14	85605	CITY OF VISTA	ENVIRO ENHANCE FUND DIST 14/15		\$ 40,680.00	\$ 298,294.25
10/13/14		EDCO CONTRACT VOLUME REBATE	CONTRACT VOLUME REBATE	\$ 59,247.18		\$ 357,541.43
10/16/14	85852	COWLES, RALPH DAVIS	RSWA BOARD STIPEND-OCT 2014		\$ 150.00	\$ 357,391.43
10/16/14	85925	LANCE, SOLL & LUNGHARD, LLP	2013/2014 ANNUAL AUDIT		\$ 2,387.00	\$ 355,004.43
10/16/14	85940	MORASCO, MICHAEL K.	RSWA BOARD STIPEND-OCT 2014		\$ 150.00	\$ 354,854.43
10/16/14	85941	MORRISON, RON	RSWA BOARD STIPEND-OCT 2014		\$ 150.00	\$ 354,704.43
10/16/14	85942	MUIR, MARK ANDERSON	RSWA BOARD STIPEND-OCT 2014		\$ 150.00	\$ 354,554.43
10/16/14	85943	MULLIN, JOHN	RSWA BOARD STIPEND-OCT 2014		\$ 150.00	\$ 354,404.43
10/16/14	85949	NICHOLS, MICHAEL EDWIN	RSWA BOARD STIPEND-OCT 2014		\$ 150.00	\$ 354,254.43
10/16/14	86080	WOODRUFF, SPRADLIN & SMART	RSWA LEGAL SERVICES \$4500 (OCT-DEC)/CONSULTANT SVCS \$2500 (OCT)		\$ 7,000.00	\$ 347,254.43
10/30/14	86213	PROGRESSIVE TECHNOLOGY SECURITY SYSTEMS INC	SVC/MONITOR SECURITY SYS		\$ 2,448.00	\$ 344,806.43
10/30/14	86283	WOODRUFF, SPRADLIN & SMART	RSWA REIMBURSEMENTS		\$ 490.28	\$ 344,316.15
10/30/14	86285	WURBS, LIN H.	RSWA CONSULTANT SVCS		\$ 262.50	\$ 344,053.65
10/31/14		INVESTMENT EARNINGS	OCT INTEREST ALLOC	\$ 333.00		\$ 344,386.65
11/13/14	86487	WOODRUFF, SPRADLIN & SMART	RSWA GEN MGR SVCS-NOV 2014		\$ 2,500.00	\$ 341,886.65
11/17/14		HHW NON-MEMBER	QUARTERLY PSC	\$ 9,259.25		\$ 351,145.90
11/30/14		INVESTMENT EARNINGS	NOV INTEREST ALLOCATION	\$ 320.00		\$ 351,465.90
12/11/14	86961	WOODRUFF, SPRADLIN & SMART	RSWA GM MONTHLY SVCS-DEC 2014		\$ 2,500.00	\$ 348,965.90
12/30/14		INVESTMENT EARNINGS	DEC INT ALLOC	\$ 410.00		\$ 349,375.90
1/8/15	87251	LANCE, SOLL & LUNGHARD, LLP	2013/14 ANNUAL AUDIT		\$ 265.00	\$ 349,110.90
1/8/15	87357	WOODRUFF, SPRADLIN & SMART	RSWA LEGAL SERVICES \$4500 (JAN-MAR)/CONSULTANT SVCS \$2500 (JAN)		\$ 7,000.00	\$ 342,110.90
1/22/15	87378	CAMPBELL, CODY	RSWA STIPEND 01/08/15 MTG		\$ 150.00	\$ 341,960.90
1/22/15	87429	GROSCH, DAVE	RSWA STIPEND 01/08/15 MTG		\$ 150.00	\$ 341,810.90
1/22/15	87471	MORASCO, MICHAEL K.	RSWA STIPEND 01/08/15 MTG		\$ 150.00	\$ 341,660.90
1/22/15	87472	MORRISON, RON	RSWA STIPEND 01/08/15 MTG		\$ 150.00	\$ 341,510.90
1/22/15	87473	MUIR, MARK ANDERSON	RSWA STIPEND 01/08/15 MTG		\$ 150.00	\$ 341,360.90
1/22/15	87477	NICHOLS, MICHAEL EDWIN	RSWA STIPEND 01/08/15 MTG		\$ 150.00	\$ 341,210.90
1/22/15	87526	SINNOTT, TERRY	RSWA STIPEND 01/08/15 MTG		\$ 150.00	\$ 341,060.90
1/22/15	87575	WOODRUFF, SPRADLIN & SMART	FOOD FOR BOARD MTG 10/31/14		\$ 99.81	\$ 340,961.09
1/31/15		EDCO CONTRACT VOLUME REBATE	CONTRACT VOLUME REBATE	\$ 59,247.18		\$ 400,208.27
1/30/15		INVESTMENT EARNINGS	JAN INT ALLOC	\$ 369.00		\$ 400,577.27
2/19/15	88036	WOODRUFF, SPRADLIN & SMART	RSWA GENERAL MANAGER FEB 15		\$ 2,500.00	\$ 398,077.27
2/24/15		VOIDED CHECK 84363 (REISSUE)		\$ 1,000.00		\$ 399,077.27
2/28/15		INVESTMENT EARNINGS	FEB INT ALLOC	\$ 359.00		\$ 399,436.27
3/5/15	88072	CITY OF POWAY	RSWA HHW EDUCATIONAL APPROP		\$ 1,000.00	\$ 398,436.27
3/5/15	88255	WOODRUFF, SPRADLIN & SMART	RSWA GENERAL MANAGER MAR 15		\$ 2,500.00	\$ 395,936.27
3/19/15	88524	WURBS, LIN H.	RSWA-HHW CONTRACT REVIEW		\$ 300.00	\$ 395,636.27
3/31/15		INVESTMENT EARNINGS	MAR INT ALLOC	\$ 368.00		\$ 396,004.27
4/15/15		EDCO CONTRACT VOLUME REBATE	CONTRACT VOLUME REBATE	\$ 59,247.18		\$ 455,251.45
4/16/15	88765	CAMPBELL, CODY	RSWA BOARD MEETING 04/02/15		\$ 150.00	\$ 455,101.45
4/16/15	88816	GROSCH, DAVE	RSWA BOARD MEETING 04/02/15		\$ 150.00	\$ 454,951.45
4/16/15	88859	MORASCO, MICHAEL K.	RSWA BOARD MEETING 04/02/15		\$ 150.00	\$ 454,801.45
4/16/15	88860	MORRISON, RON	RSWA BOARD MEETING 04/02/15		\$ 150.00	\$ 454,651.45
4/16/15	88861	MUIR, MARK ANDERSON	RSWA BOARD MEETING 04/02/15		\$ 150.00	\$ 454,501.45
4/16/15	88920	SINNOTT, TERRY	RSWA BOARD MEETING 04/02/15		\$ 150.00	\$ 454,351.45

RSWA CASH ACTIVITY
JULY 1, 2014 - JUNE 30, 2015

<u>Date</u>	<u>Ck.#</u>	<u>Name</u>	<u>Description</u>	<u>Deposit</u>	<u>Disbursement</u>	<u>Cash Balance</u>
4/16/15	88968	WOODRUFF, SPRADLIN & SMART	RSWA LEGAL SERVICES \$4500 (APR-JUNE)/CONSULTANT SVCS \$2500 (APR)		\$ 7,000.00	\$ 447,351.45
4/28/15		STERICYCLE	QUARTERLY RSWA PAYMENT	\$ 6,223.75		\$ 453,575.20
4/30/15	89008	CITY OF POWAY	RSWA HHW FACILITIES 2011-2015		\$ 5.00	\$ 453,570.20
4/30/15	89009	CITY OF VISTA	RSWA HHW FACILITIES 2011-2015		\$ 5.00	\$ 453,565.20
4/30/15	89130	PROGRESSIVE TECHNOLOGY SECURITY SYSTEMS INC	RSWA-AC POWER LOSS		\$ 285.60	\$ 453,279.60
4/30/15	89219	WOODRUFF, SPRADLIN & SMART	RSWA BRD MTG/CONF FEES		\$ 1,121.97	\$ 452,157.63
4/30/15	89221	ZAHN, PETER	RSWA BOARD MEMBER STIPEND		\$ 150.00	\$ 452,007.63
4/30/15		INVESTMENT EARNINGS	APR INT ALLOC	\$ 422.00		\$ 452,429.63
5/6/15		MISCELLANEOUS DEPOSIT #89009		\$ 5.00		\$ 452,434.63
5/14/15	89298	CITY OF NATIONAL CITY	EQUITY ADJUSTMENT-FY14/15		\$ 17,707.00	\$ 434,727.63
5/14/15	89299	CITY OF POWAY	EQUITY ADJUSTMENT-FY14/15		\$ 21,910.00	\$ 412,817.63
5/14/15	89872	WOODRUFF, SPRADLIN & SMART	RSWA GENERAL MGR SVC (MAY)		\$ 2,500.00	\$ 410,317.63
5/28/15	89881	ALLIANT INSURANCE SERVICES INC	RSWA 15-16 ACIP CRIME RENEW		\$ 2,160.00	\$ 408,167.63
5/28/15	89952	WOODRUFF, SPRADLIN & SMART	RSWA-REIMB-4/30/15		\$ 1,141.60	\$ 407,026.03
6/30/15		INVESTMENT EARNINGS	MAY INT ALLOC	\$ 347.00		\$ 407,373.03
6/9/15		STERICYCLE	QUARTERLY RSWA PAYMENT	\$ 7,847.50		\$ 415,020.53
6/11/15	90135	PROGRESSIVE TECHNOLOGY SECURITY SYSTEMS INC	MONITOR SYS UPGRADE/DVR SVC		\$ 2,448.00	\$ 412,572.53
6/11/15	90229	WOODRUFF, SPRADLIN & SMART	RSWA GEN MGR SVCS-JUNE 2015		\$ 2,500.00	\$ 410,072.53
6/25/15	90507	MORRISON, RON	RSWA SUBCOMMITTEE STIPEND		150.00	\$ 409,922.53
6/25/15	90508	NICHOLS, MICHAEL EDWIN	RSWA SUBCOMMITTEE STIPEND		150.00	\$ 409,772.53
6/25/15	90510	SINNOTT, TERRY	RSWA SUBCOMMITTEE STIPEND		150.00	\$ 409,622.53
6/30/15		STERICYCLE	4TH QTR PAYMENT	\$ 19,877.50		\$ 429,500.03
6/30/15		INVESTMENT EARNINGS	JUNE INT ALLOC	\$ 255.00		\$ 429,755.03

ADOPTED BUDGET
REGIONAL SOLID WASTE ASSOCIATION
FY 2015/16

		2015/16
Estimated Revenue:		
Disposal Agreement Volume Rebate		\$242,604
HHW Non-Member		32,000
Interest Earnings – estimated		3,300
REVENUE TOTAL		\$277,904
Expenditures:		
1. Administrative Costs:		
A. Directors' Stipends	8,000	
B. RSWA Insurance Premiums	6,500	
C. Training/Travel	10,000	
D. Audit	2,920	
Subgroup Total		27,420
2. Legal Counsel		18,000
3. Administrative: Consultant		33,000
Reimbursables (e.g. mileage, supplies)		3,500
4. Special Events, Special Programs		
A. HHW Education	7,000	
B. HHW Permits	1,800	
C. HHW Facility Security & Facility Phone	3,000	
D. Website Maintenance	1,500	
E. Special Programs – RSWA phone, flyers	5,000	
Subgroup Total		18,300
5. Intergovernmental Programs:		
A. Equity adjustment payments to Poway and National City based on tonnage (\$.50 per ton – 2014 tonnage) ¹		41,429
B. Environmental Enhancement Program ²		150,000
EXPENDITURE TOTAL		\$291,649
Closure Reserve Fund		
Vista HHW Facility Closure Reserve	51,000	
Poway HHW Facility Closure Reserves	51,000	
Total Closure Reserve Fund		\$102,000

¹ When the disposal contract between RSWA and EDCO was signed in 1996, it was determined that the Cities of Poway and National City were actually paying less per ton for disposal than the amount in the new agreement; therefore the equity adjustment was created to be paid out of the volume rebate, monies paid by EDCO to RSWA pursuant to the disposal contract, to offset that inequity.

² The Environmental Enhancement Program allows each member city to utilize the funding allocation for environmental programs that the individual city determines are most beneficial to that jurisdiction. Funding amount is based on the prior year tonnage of the city as a percentage of the total RSWA generated tonnage.

Adopted 7/2/15

CITY OF VISTA MEMORANDUM

TO: James H. Eggart, RSWA General Manager/General Counsel
FROM: Lauren Warrem, Director of Finance/Treasurer *LW*
DATE: September 22, 2015
SUBJECT: RSWA Budget Status

Attached are the Financial Status Report and Cash Activity Report for the Regional Solid Waste Association (RSWA) for the respective periods shown below.

JULY 1, 2014 THROUGH JUNE 30, 2015

ACCOUNT RECONCILIATION

Each account has been reviewed and reconciled against the transactions contained in the City of Vista's financial database as of June 30, 2015.

REVENUES

Year-to-date (YTD) activity includes actual revenue of \$284,273, which represents 105 percent of the FY 2014/2015 budgeted revenue.

EXPENDITURES

The YTD activity includes actual expenditures through June 30, 2015, totaling \$238,192, which represents 94 percent of the FY 2014/2015 budgeted amount.

FUND BALANCE

The total fund balance as of June 30, 2015, is \$431,407, which includes a balance of \$100,000 set aside and reserved for two household hazardous waste facility closures in the future.

JULY 1, 2015 THROUGH SEPTEMBER 22, 2015

ACCOUNT RECONCILIATION

Each account has been reviewed and reconciled against the transactions contained in the City of Vista's financial database as of September 22, 2015.

REVENUES

Year-to-date (YTD) activity includes actual revenue of \$80,529, which represents 29 percent of the FY 15/16 budgeted revenue. Interest earnings have not yet been posted for the first quarter.

EXPENDITURES

The YTD activity includes actual expenditures through September 22, 2015, totaling \$173,639, which represents 60 percent of the FY 15/16 budgeted amount.

FUND BALANCE

The total fund balance as of September 22, 2015, is \$338,297, which includes \$102,000 set aside and reserved for two household hazardous waste facility closures in the future.



AGENDA REPORT

- ☒ CITY COUNCIL
- ☐ COMMUNITY DEVELOPMENT COMMISSION
- ☐ SUCCESSOR AGENCY
- ☐ BUENA SANITATION DISTRICT
- ☐ JOINT POWERS FINANCING AUTHORITY

Department: Finance

Item No: C3

Prepared By: Natalie Settoon, Deputy City Treasurer

Meeting Date: September 22, 2015

Approved By: Lauren Warrem, Director/Treasurer

Patrick Johnson, City Manager

Agenda Location: Consent Calendar

SUBJECT: TREASURER'S CASH REPORT FOR MONTH ENDING JUNE 30, 2015

RECOMMENDATION: Receive and file the attached Treasurer's Cash Report for the month ending June 30, 2015.

PRIOR ACTION: On August 11, 2015, received the Treasurer's Cash Report for the month ending May 31, 2015 (Vote: 5-0).

STATEMENT ON THE SUBJECT: The City Treasurer is required to submit to the City Council and City Manager a monthly report of cash and investment activity. Attached as Exhibit 1 is a report providing details of this activity for the month of June 2015.

The City invests a large portion of its portfolio in U.S. Agency securities (76.95% of the portfolio as of June 30) because of their safety. In order to avoid having to sell securities at a possible loss because of unexpected or larger than normal disbursements, the City also invests a portion of its funds in the Local Agency Investment Fund (LAIF), which offers same day liquidity at a constant net asset value (21.13% of the portfolio). Additionally, the City invests in high quality municipal bonds (1.29% of the portfolio) to obtain higher yields and negotiable certificates of deposit (0.63% of the portfolio) to add diversity to the portfolio. Negotiable certificates of deposit are both insured and non-callable.

In compliance with California Government Code Section 53646, the City has sufficient investment liquidity and anticipated revenues to meet the City's budgeted expenditure requirements for the next six months. All investments are in compliance with state law and the City's Investment Policy.

FISCAL IMPACT: There is no direct fiscal impact associated with the staff recommendation. As detailed on the attached Treasurer's Cash Report, cash and investments as of June 30, 2015, totaled \$238,236,775 and funds managed by fiscal agents totaled \$40,547,883.

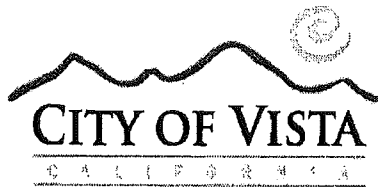
EXHIBITS:

1. Treasurer's Cash Report for the Month Ending June 30, 2015

ACTION: Received the report.
Vote: 5-0



Clerk/Secretary



To: Regional Solid Waste Association Board

From: James H. Eggart, RSWA General Manager/General Counsel

Initiated By: Lauren Warrem, Director of Finance/Treasurer *upw*

Date: September 22, 2015

Subject: Regional Solid Waste Association's Quarterly Investment Report

BACKGROUND

A quarterly investment report shall be submitted to the Regional Solid Waste Association (RSWA) Board. The report shall include information in accordance with Section 53646(b) of the California Government Code.

RESULTS

The invested RSWA cash balance as of June 30, 2015 was \$284,273 and as of September 22, 2015 was \$315,971.

In 2010, RSWA's cash invested in the Local Agency Investment Fund (LAIF) was transferred to the City of Vista and was taken in as part of the City of Vista's investment portfolio. The cash activities of RSWA are accounted for within a separate fund (Fund 709) within the City of Vista's general ledger structure. Investment earnings are allocated to RSWA on a monthly basis, based upon RSWA's cash balance as a percentage of the overall City portfolio balance.

RSWA's cash balance is available on an "on demand" basis with immediate liquidity. The most recently Council approved City of Vista Treasurer's Cash Report for the month ended June 30, 2015, is attached as a reference.

RSWA is in compliance with its adopted investment policy and California Government Code.

RECOMMENDATIONS

It is recommended that the Board accept and file this report.

DATE: August 11, 2015
TO: Patrick Johnson, City Manager
FROM: Lauren Warrem, Director of Finance/Treasurer
PREPARED BY: Natalie Settoon, Deputy City Treasurer
SUBJECT: Treasurer's Cash Report for the Month Ended June 30, 2015

During the month of June 2015, the City's total cash and investments increased by \$6,351,615. Some of the more significant receipts and expenditures are listed below. Note that due to the high volume of individual cash transactions that are not specifically identified below, they are not expected to total to the net change in cash for the month.

Receipts	
\$923,407	TransNet drawdown
\$716,501	Property tax
\$1,171,813	Regular sales tax
\$634,843	Prop L sales tax
\$5,674,258	ROPS payment
\$332,732	ROPS payment
<u>\$9,453,554</u>	
Expenditures	
\$2,687,507	Payroll expenditures
\$1,557,085	S.D. Co. Sheriff's Department payment (Apr)
\$723,606	Capital Improvement Project - Street reconstruction
\$753,329	Capital Improvement Project - Slurry seal project
<u>\$5,721,527</u>	

The City's portfolio earnings were \$201,231 in June and the yield to maturity decreased from 1.06% on May 31 to 1.04% on June 30. The weighted average maturity of the portfolio decreased from 848 days on May 31 to 834 days on June 30.

CASH AND INVESTMENTS (EXCLUDING FUNDS MANAGED BY FISCAL AGENTS)

Total Investments Per Attached Detail List	\$ 234,235,387.78
Plus Cash in Bank	\$ 4,001,387.12
TOTAL CASH AND INVESTMENTS ON JUNE 30, 2015	<u>\$ 238,236,774.90</u>

Total Cash and Investments on May 31, 2015	\$ 231,885,159.75
June Receipts	\$ 14,104,215.93
June Disbursements	<u>\$ (7,752,600.78)</u>
Net Change in Total Cash and Investments	\$ 6,351,615.15
TOTAL CASH AND INVESTMENTS ON JUNE 30, 2015	<u>\$ 238,236,774.90</u>

FUNDS MANAGED BY FISCAL AGENTS	<u>\$ 40,547,883.21</u>
---------------------------------------	--------------------------------

INVESTMENTS ON JUNE 30, 2015

Investment Type	Coupon/Discount	Purch. Date	Face Value	Purch. Price	Next Call Date*	Called	Maturity Date	Yield	Book Value	% of Portfolio	Market Value	Est. Unrealized Gain/(Loss)	Change In Unrealized Gain/(Loss)	Broker/Dealer
INVESTMENT POOLS														
LAIF	N/A	VARIOUS	49,500,000.00	100.00000			LIQUID	0.299%	49,500,000.00	21.13%	49,500,000.00	-	-	State Treas.
FEDERAL AGENCY ISSUES														
FEDERAL FARM CREDIT BANK														
FFCB	0.7000%	05/05/14	5,000,000.00	100.07390			11/01/16	0.670%	5,001,979.46	2.14%	5,009,900.00	7,920.54	2,073.72	Webbush
FFCB	0.7000%	05/21/15	3,000,000.00	100.05380			04/06/17	0.671%	3,001,518.36	1.28%	2,994,900.00	(6,618.36)	(6,048.27)	Webbush
FFCB	0.8000%	06/25/15	3,000,000.00	99.99210			06/16/17	0.804%	2,999,765.00	1.28%	2,999,130.00	(635.00)		Webbush
FFCB	1.0000%	04/09/15	3,000,000.00	100.22800			04/02/18	0.922%	3,006,317.28	1.28%	2,993,730.00	(12,587.28)	(12,138.76)	Sidell
FFCB	0.8750%	06/26/15	3,000,000.00	99.27800			05/04/18	1.130%	2,978,444.34	1.27%	2,982,120.00	3,675.66		Sidell
FFCB	1.2400%	11/14/14	4,000,000.00	98.72700	07/05/15		11/13/18	1.570%	3,957,112.55	1.69%	3,988,720.00	31,607.45	(541.57)	Wells
FFCB	1.3000%	04/02/15	3,000,000.00	100.27200			04/01/19	1.230%	3,007,655.32	1.28%	2,994,160.00	(23,495.32)	(10,209.89)	Vining Sparks
FFCB	1.6000%	05/28/15	4,000,000.00	100.08760			12/20/19	1.580%	4,003,445.34	1.71%	4,004,720.00	1,274.66	(16,735.76)	Webbush
Sub-Totals									27,956,237.65	11.94%	27,957,380.00	1,142.35	(43,600.53)	
FEDERAL HOME LOAN BANK														
FHLB	2.0000%	01/25/13	5,000,000.00	105.30360			09/09/16	0.520%	5,087,037.61	2.17%	5,090,350.00	3,312.39	1,100.76	Webbush
FHLB	1.0000%	07/07/14	5,000,000.00	100.00000			07/07/17	1.000%	5,000,000.00	2.13%	5,021,900.00	21,900.00	(2,700.00)	Webbush
FHLB	1.1000%	06/19/14	5,000,000.00	100.00000	09/19/15		09/19/17	1.100%	5,000,000.00	2.13%	4,973,250.00	(26,750.00)	(28,850.00)	Webbush
FHLB	1.0000%	02/12/13	5,000,000.00	99.97000	07/09/15		11/09/17	1.010%	5,000,000.00	2.13%	4,986,050.00	(3,950.00)	700.00	Citigroup
FHLB	1.0200%	06/29/15	3,000,000.00	100.04920			12/29/17	1.000%	3,001,472.72	1.28%	3,004,500.00	3,027.28		Webbush
FHLB	1.3750%	06/01/15	4,000,000.00	100.93530			03/09/18	1.033%	4,036,310.67	1.72%	4,034,800.00	(1,510.67)		Webbush
FHLB	1.0800%	06/13/13	5,000,000.00	100.00000	09/13/15		06/13/18	1.080%	5,000,000.00	2.13%	4,974,300.00	(25,700.00)	(6,450.00)	Vining Sparks
FHLB	1.1000%	05/22/15	3,000,000.00	99.88300			09/03/18	1.137%	2,996,607.91	1.28%	2,978,400.00	(18,207.91)	(18,030.70)	Webbush
FHLB	1.0000%	05/22/15	3,000,000.00	99.70700			10/30/18	1.187%	2,991,486.91	1.28%	2,976,480.00	(15,006.91)	(19,323.01)	Webbush
FHLB	3.8750%	06/26/15	3,000,000.00	108.72100			12/14/18	1.294%	3,260,581.80	1.39%	3,254,580.00	(6,001.80)		Vining Sparks
FHLB	1.8750%	05/28/15	4,000,000.00	101.88930			03/08/19	1.360%	4,073,738.27	1.74%	4,075,200.00	1,461.73	(37,497.58)	Webbush
FHLB	1.6250%	02/25/15	3,000,000.00	100.85200			06/14/19	1.420%	3,023,480.88	1.29%	3,014,940.00	(8,540.88)	(25,304.97)	Sidell
FHLB	1.7500%	06/16/15	3,000,000.00	99.69590			06/12/20	1.814%	2,990,953.19	1.28%	2,996,880.00	5,926.81		Webbush
Sub-Totals									51,461,669.96	21.97%	51,391,630.00	(70,039.96)	(136,355.50)	
FEDERAL HOME LOAN MORTGAGE CORP														
FHLMC	1.1250%	12/12/14	5,000,000.00	100.00000	09/12/15		09/12/17	1.125%	5,000,000.00	2.13%	5,003,850.00	3,850.00	2,500.00	Webbush
FHLMC	1.0000%	02/21/14	5,000,000.00	99.80000			09/29/17	1.060%	4,993,775.04	2.13%	5,011,800.00	18,024.96	(7,331.13)	Webbush
FHLMC	1.7500%	06/25/15	3,000,000.00	100.91970			05/30/19	1.508%	3,027,474.01	1.29%	3,032,640.00	5,165.99	8,715.99	Webbush
FHLMC	1.2500%	02/25/15	3,000,000.00	98.78170			10/02/19	1.525%	2,966,230.22	1.27%	2,959,950.00	(6,280.22)	(14,701.72)	Webbush
FHLMC	1.3750%	05/21/15	3,000,000.00	98.79300			05/01/20	1.630%	2,964,603.71	1.27%	2,957,370.00	(7,233.71)	(24,640.28)	Webbush
Sub-Totals									18,952,062.96	8.09%	18,965,610.00	13,527.02	(35,457.14)	
FEDERAL NATIONAL MORTGAGE ASSOCIATION														
FNMA	0.7000%	12/19/12	5,000,000.00	100.00000	09/19/15		12/19/16	0.700%	5,000,000.00	2.13%	4,988,800.00	(11,200.00)	(6,950.00)	Citigroup
FNMA	0.8750%	04/01/14	5,000,000.00	99.14930			08/28/17	1.130%	4,973,054.63	2.12%	5,011,850.00	38,795.37	110.03	Webbush

Page 2

C3

9/22/15

3 of 11

INVESTMENTS ON JUNE 30, 2015

Investment Type	Coupon/ Discount	Purch. Date	Face Value	Purch. Price	Next Call Date*	Called	Maturity Date	Yield	Book Value	% of Portfolio	Market Value	Est. Unrealized Gain/(Loss)	Change In Unrealized Gain/(Loss)	Broker/ Dealer
FNMA	1.0500%	10/04/12	3,750,000.00	100.00000	07/04/15	-	10/04/17	1.050%	3,750,000.00	1.60%	3,749,925.00	(75.00)	2,400.00	Citigroup
FNMA	0.8750%	01/08/13	5,000,000.00	100.00000	09/15/15		10/26/17	0.875%	5,000,000.00	2.13%	5,002,300.00	2,300.00	(500.00)	Wedbush
FNMA	1.0000%	11/15/12	5,000,000.00	100.00000	09/15/15		11/15/17	1.000%	5,000,000.00	2.13%	5,000,500.00	500.00	8,850.00	Vining Sparks
FNMA	1.2000%	05/16/14	5,000,000.00	100.00000			11/16/17	1.200%	5,000,000.00	2.13%	5,017,300.00	17,300.00	5,350.00	Vining Sparks
FNMA	1.0000%	02/27/13	5,000,000.00	100.00000			11/27/17	1.000%	5,000,000.00	2.13%	4,971,200.00	(28,800.00)	(10,450.00)	Citigroup
FNMA	1.0300%	01/30/13	5,000,000.00	100.00000	07/30/15		01/30/18	1.030%	5,000,000.00	2.13%	5,003,950.00	3,950.00	12,450.00	Vining Sparks
FNMA	0.8750%	02/25/15	3,000,000.00	99.65100			02/08/18	0.985%	2,990,771.03	1.29%	2,992,620.00	1,848.97	(4,885.48)	Multi-Bank
FNMA	1.2500%	06/20/13	5,000,000.00	100.00000	09/20/15		06/20/18	1.250%	5,000,000.00	2.13%	5,005,750.00	5,750.00	3,600.00	Vining Sparks
FNMA	1.0000%	02/04/15	2,000,000.00	99.65000			07/25/18	1.103%	1,993,822.54	0.85%	1,975,100.00	(16,722.54)	(10,147.86)	Multi-Bank
FNMA	1.8750%	03/27/14	5,000,000.00	101.00800			09/18/18	1.641%	5,035,124.83	2.15%	5,107,950.00	71,825.17	(13,563.32)	Multi-Bank
FNMA	1.7500%	06/26/15	3,000,000.00	101.19000			01/30/19	1.409%	3,035,562.06	1.30%	3,042,720.00	7,157.94		Vining Sparks
FNMA	1.5000%	02/25/15	3,000,000.00	100.77200			02/21/19	1.301%	3,021,127.86	1.29%	3,020,730.00	(387.86)	6,573.84	Multi-Bank
FNMA	1.3000%	02/27/15	3,000,000.00	100.00000			02/27/19	1.300%	3,000,000.00	1.29%	2,982,770.00	(17,230.00)	(21,240.00)	Multi-Bank
FNMA	2.1000%	08/28/14	5,000,000.00	100.00000	08/28/15	-	08/28/19	2.100%	5,000,000.00	2.13%	5,016,500.00	16,500.00	(6,200.00)	Vining Sparks
FNMA	2.0500%	09/24/14	5,000,000.00	100.00000	07/24/15		09/24/19	2.050%	5,000,000.00	2.13%	5,020,850.00	20,850.00	(6,200.00)	Vining Sparks
FNMA	1.7500%	05/21/15	3,000,000.00	100.77700			11/26/19	1.571%	3,022,736.22	1.29%	3,015,750.00	(6,986.22)	(17,659.67)	Wedbush
FNMA	1.6250%	02/25/15	3,000,000.00	100.16400			01/21/20	1.590%	3,004,568.97	1.28%	2,995,830.00	(8,738.97)	(15,336.42)	Wedbush
FNMA	1.7500%	04/02/15	3,000,000.00	101.64300			03/06/20	1.404%	3,046,817.16	1.30%	3,017,580.00	(29,237.16)	(13,116.46)	Multi-Bank
Sub-Totals									81,874,595.30	34.95%	81,919,975.00	45,379.70	(96,915.34)	
TOTAL FEDERAL AGENCY ISSUES									180,244,585.89	76.95%	180,234,595.00	(9,990.89)	(302,328.51)	

NEGOTIABLE CERTIFICATES OF DEPOSIT (FDIC INSURED)

Santander Bank, NA	0.5000%	12/24/14	245,000.00	100.00000			09/24/15	0.500%	245,000.00	0.10%	245,155.11	155.11	(61.15)	Multi-Bank
EverBank	0.5000%	12/29/14	245,000.00	100.00000			09/29/15	0.500%	245,000.00	0.10%	245,179.17	179.17	(12.71)	Multi-Bank
BMW Bank, Utah	0.5500%	08/01/14	245,000.00	99.39260			06/27/16	0.872%	244,226.00	0.10%	244,788.25	562.25	(302.41)	Multi-Bank
Barclays Bank	0.8200%	07/30/14	245,000.00	99.67500			07/05/16	0.820%	244,582.70	0.10%	245,131.49	548.79	(131.32)	Multi-Bank
Ally Bank	0.6500%	07/30/14	245,000.00	99.70000			07/11/16	0.805%	244,611.85	0.10%	245,133.45	521.60	(129.88)	Multi-Bank
Discover Bank	0.6500%	07/30/14	245,000.00	99.70000			07/11/16	0.805%	244,611.85	0.10%	245,133.45	521.60	(129.88)	Multi-Bank
TOTAL NEGOTIABLE CERTIFICATES OF DEPOSIT									1,468,032.40	0.63%	1,470,520.92	2,488.52	(767.31)	

MUNICIPAL BONDS

Oceanside Unified	4.5000%	06/01/11	3,000,000.00	104.47800			05/01/16	3.500%	3,022,769.49	1.29%	3,097,230.00	74,460.51	(4,053.05)	Stone
TOTAL MUNICIPAL BONDS									3,022,769.49	1.29%	3,097,230.00	74,460.51	(4,053.05)	

TOTAL INVESTMENTS

WEIGHTED AVERAGE MATURITY = 834 DAYS

As required by Gov't Code §3846, the City has sufficient liquidity and anticipated revenues to meet the budgeted expenditures for the next 6 months.

All investments are in compliance with California Government Code and the City's Investment Policy.

*Bonds noted with an asterisk indicate the bond has been called.

Market values were obtained from Bank of New York Mellon. The values are estimates and do not necessarily reflect what we could sell a security on any given day.

Page 3

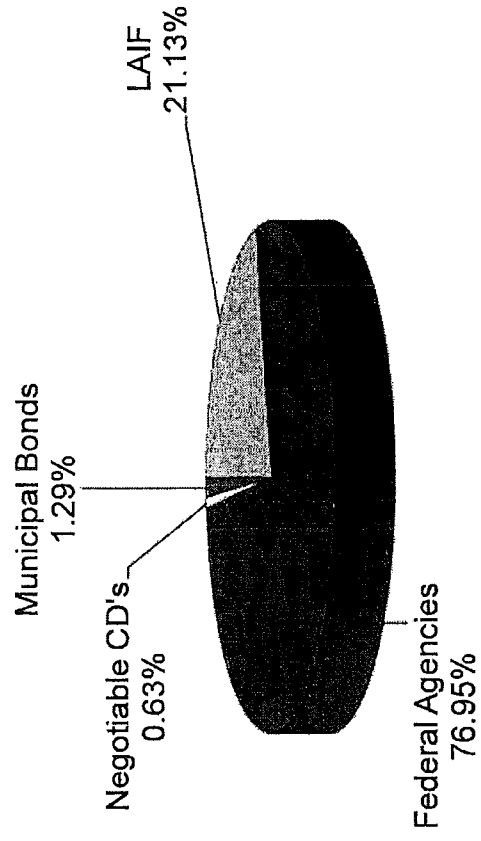
9/22/15

C3

4 of 11

INVESTMENTS ON JUNE 30, 2015

DISTRIBUTION OF INVESTMENTS

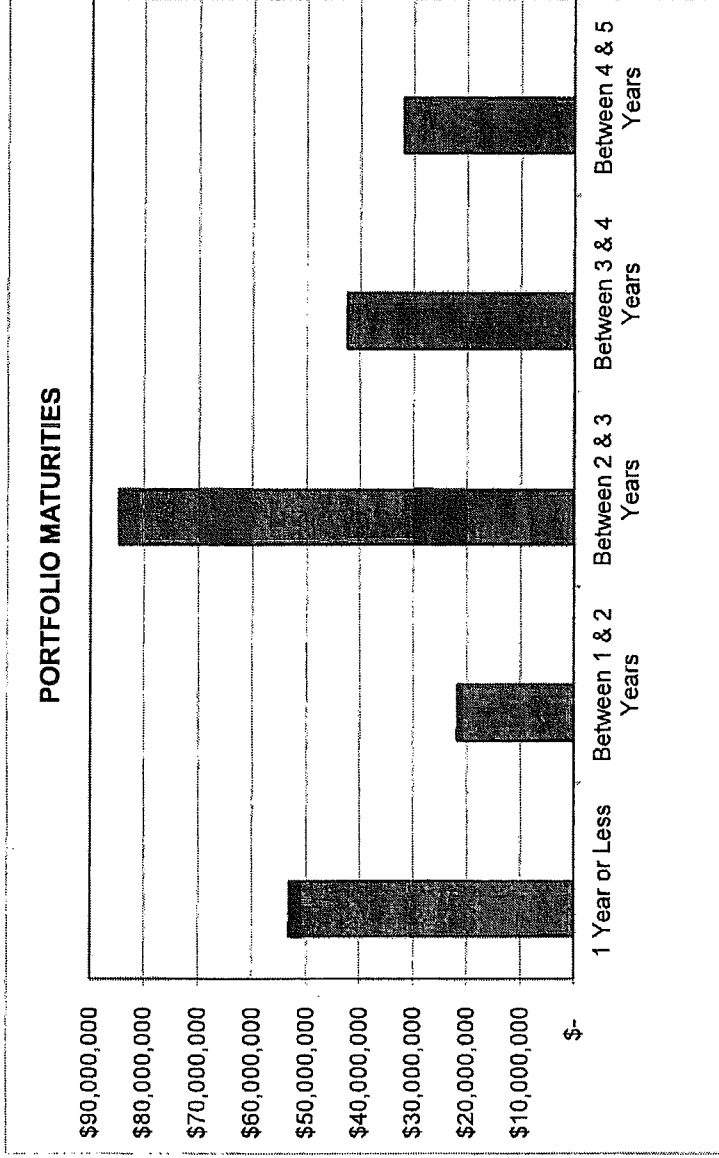


INVESTMENT TRANSACTIONS FOR JUNE 2015

Date	Trans. Type	Investment Description	Purch. Date	Matur. Date	Yield	PURCHASES/ DEPOSITS Book Value	SALES/CALLS/MATURITIES/WITHDRAWALS		
							Book Value	Proceeds (Principal)	Capital Gain/(Loss)
06/01/15	Purchase	FHLB	06/01/15	03/09/18	1.03%	\$ 4,037,436			
06/02/15	Deposit	LAIF				\$ 4,740,000			
06/02/15	Withdrawal	LAIF							
06/12/15	Call	FHLMC	03/12/14	03/12/19	1.85%		5,388 \$	5,388 \$	\$ -
06/15/15	Withdrawal	LAIF					5,000,000 \$	5,000,000 \$	\$ -
06/16/15	Deposit	LAIF					1,000,000 \$	1,000,000 \$	\$ -
06/16/15	Purchase	FHLB	06/16/15	06/12/20	1.81%	\$ 1,000,000			
06/24/15	Maturity	BANK INDIA NEW YORK BRH	12/24/14	06/24/15	0.45%	\$ 2,990,877			
06/24/15	Withdrawal	LAIF					245,000 \$	245,000 \$	\$ -
06/25/15	Withdrawal	LAIF					6,000,000 \$	6,000,000 \$	\$ -
06/25/15	Purchase	FHLMC	06/25/15	05/30/19	1.51%	\$ 3,027,591			
06/25/15	Purchase	FFCB	06/25/15	06/16/17	0.80%	\$ 2,999,763			
06/26/15	Call	FHLMC	06/26/13	06/26/18	1.50%		5,000,000 \$	5,000,000 \$	\$ -
06/26/15	Purchase	FFCB	06/26/15	05/04/18	1.13%	\$ 2,978,340			
06/26/15	Purchase	FHLB	06/26/15	12/14/18	1.29%	\$ 3,261,630			
06/26/15	Purchase	FNMA	06/26/15	01/30/19	1.41%	\$ 3,035,700			
06/27/15	Call	FHLMC	09/27/12	09/27/16	0.70%				
06/29/15	Call	FHLB	06/30/14	06/29/18	1.50%		5,000,000 \$	5,000,000 \$	\$ -
06/29/15	Purchase	FHLB	06/29/15	12/29/17	1.00%	\$ 3,001,476			
06/30/15	Deposit	LAIF				\$ 14,500,000			
TOTALS						\$ 45,572,813	\$ 36,250,388	\$ 36,250,388	\$ -

PORTFOLIO MATURITIES
JUNE 30, 2015

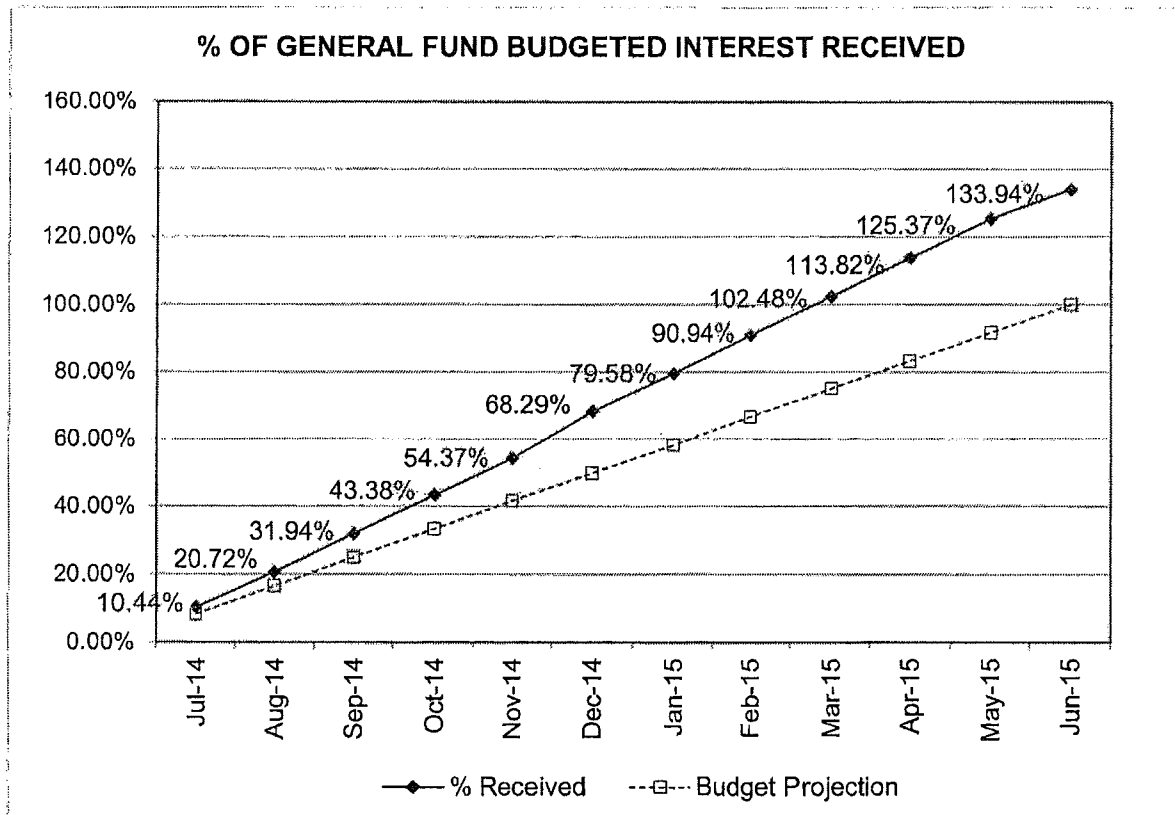
	LENGTH OF TIME UNTIL MATURITY					TOTAL
	1 Year or Less	Between 1 & 2 Years	Between 2 & 3 Years	Between 3 & 4 Years	Between 4 & 5 Years	
Investment Pool	\$ 49,500,000	\$ -	\$ -	\$ -	\$ -	\$ 49,500,000
Federal Agency Issues	-	21,090,300	84,730,156	42,424,775	31,999,355	\$ 180,244,586
Negotiable CDs	734,226	733,806	-	-	-	\$ 1,468,032
Municipal Bonds	3,022,769	-	-	-	-	\$ 3,022,769
TOTAL	\$ 53,256,995	\$ 21,824,107	\$ 84,730,156	\$ 42,424,775	\$ 31,999,355	\$ 234,235,388
% OF TOTAL	22.74%	9.32%	36.17%	18.11%	13.66%	100.00%



**INTEREST EARNINGS
FISCAL YEAR 2014-2015**

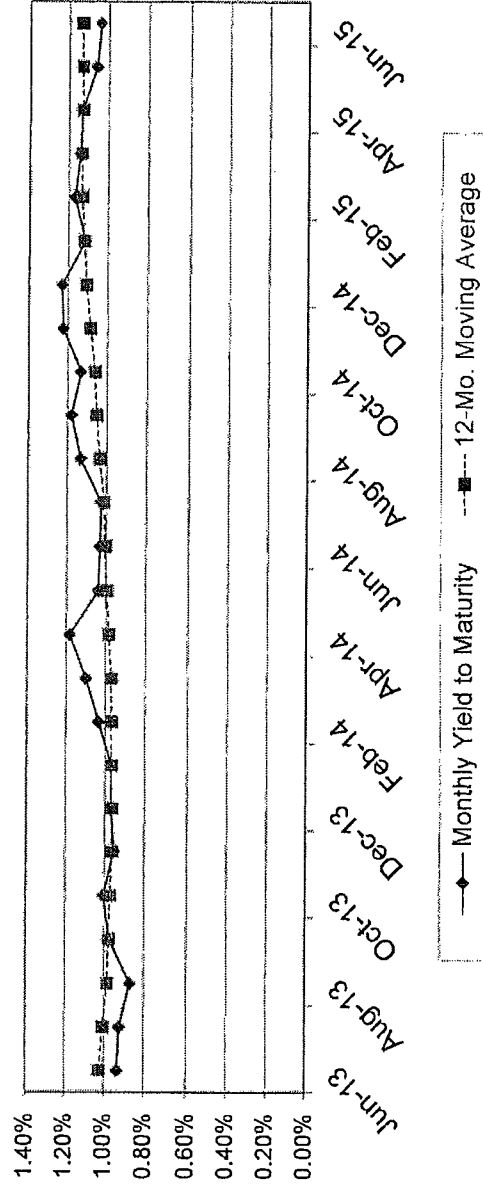
Month	----- ALL FUNDS -----			----- GENERAL FUND -----		
	Monthly Amount	Portfolio Yield	YTD Amount	Monthly Amount	YTD Amount	% Of Budgeted Amount
Jul-14	\$ 180,154	1.03%	\$ 180,154	\$ 58,689	\$ 58,689	10.44%
Aug-14	\$ 178,159	1.13%	\$ 358,313	\$ 57,789	\$ 116,478	20.72%
Sep-14	\$ 189,909	1.18%	\$ 548,222	\$ 63,083	\$ 179,561	31.94%
Oct-14	\$ 193,914	1.13%	\$ 742,137	\$ 64,306	\$ 243,868	43.38%
Nov-14	\$ 184,719	1.22%	\$ 926,855	\$ 61,749	\$ 305,616	54.37%
Dec-14	\$ 199,850	1.23%	\$ 1,126,705	\$ 78,281	\$ 383,898	68.29%
Jan-15	\$ 200,571	1.13%	\$ 1,327,277	\$ 63,430	\$ 447,328	79.58%
Feb-15	\$ 195,827	1.17%	\$ 1,523,104	\$ 63,882	\$ 511,210	90.94%
Mar-15	\$ 202,337	1.14%	\$ 1,725,441	\$ 64,863	\$ 576,073	102.48%
Apr-15	\$ 199,237	1.13%	\$ 1,924,677	\$ 63,760	\$ 639,832	113.82%
May-15	\$ 199,162	1.06%	\$ 2,123,839	\$ 64,920	\$ 704,752	125.37%
Jun-15	\$ 201,231	1.04%	\$ 2,325,070	\$ 48,207	\$ 752,959	133.94%

GENERAL FUND BUDGETED INTEREST REVENUE: \$ 562,141



INTEREST EARNINGS

Portfolio Yield To Maturity June 2013 - June 2015




**CASH AND INVESTMENTS BY FUND
(EXCLUDING FUNDS MANAGED BY FISCAL AGENTS)
JUNE 30, 2015**

FUND	FUND NAME	CASH AND INVESTMENTS
001	GENERAL FUND	56,316,723.65
002	GENERAL FUND CIP	3,696,904.89
102	PARK DEVELOPMENT	6,417,918.28
103	COMM DEVELOPMENT BLOCK GRANT	(63,487.99)
106	GAS TAX	3,042,502.94
107	SENIOR CITIZEN NUTRITION PROGRAM	(308,781.95)
108	1972 LIGHTING & LANDSCAPE MAINTENANCE	610,220.09
109	PLANNED LOCAL DRAINAGE	744,014.83
110	DEVELOPMENT	6,328,414.55
111	PROPOSITION "A" SALES TAX	(948,203.29)
113	SOUTH MELROSE LANDSCAPE AD	65,013.49
114	LA MIRADA CANYON MAINT DIST	62,493.19
117	GRANTS	(541,752.65)
120	JPFA 1993 "C" NORTH CO. SQUARE	35,708.70
122	VISTA HOUSING AUTHORITY	1,417,325.71
123	HOUSING AUTH BOND FUNDS	4,202,889.28
124	HOME PROGRAM	637,544.56
125	STATE COPS GRANT	140,983.14
126	CALHOME PROGRAM	143,348.69
301	VISTA REDEVELOPMENT AGENCY	178,617.69
302	REDEVELOPMENT REVOLVING FUND	(17,999.03)
303	RDA HOUSING BONDS	1,012.47
305	PASEO SANTA FE FACILITIES PROJ	16,076,535.45
310	REDEVELOPMENT SCHOOL SAFETY	68,028.62
407	REDEVELOPMENT DEBT SERVICE	111,633.15
408	REDEV OBLIGATION RETIREMENT	6,920,076.85
413	JPFA 1993 "C" NORTH CO. SQUARE	785,894.17
418	JPFA 1997 SERIES "A" HACIENDA	124,875.29
421	2007 CITY OF VISTA COP'S	(26,961.66)
501	CITY SEWER REVENUE	21,994,495.42
502	CITY CAPITAL EXPANSION	3,694,510.24
503	CITY CAPITAL REPAIRS AND REPLACEMENT	35,828,947.44
504	BUENA SEWER REVENUE	9,038,418.67
505	BUENA CAPITAL EXPANSION	1,570,951.68
506	BUENA CAPITAL REPAIRS AND REPLACEMENT	37,626,786.23
507	WAVE WATERPARK	855,770.31
601	RISK MANAGEMENT	9,788,868.03
602	BUILDING AND FACILITIES MAINT	(122,618.20)
603	VEHICLE MAINTENANCE	2,589,783.00
604	INFORMATION TECHNOLOGY	2,659,159.05
701	TRUST DEPOSITS	1,823,296.74
704	CFD 1993 "A" NORTH CO. SQUARE	360,452.69
708	DEFERRED STREET CONSTRUCTION	3,896,837.96
709	RSWA AGENCY FUND	409,622.53
	TOTAL	\$ 238,236,774.90

**FUNDS MANAGED BY FISCAL AGENTS
JUNE 30, 2015**

DESCRIPTION	BOOK VALUE
<i>FUNDS MANAGED BY U.S. BANK:</i>	
1993 CFD 92-1 (N. County Square), Series A	\$ 1,763.57
1993 JPFA Revenue Bonds (N. County Square), Series C	\$ 7,892,754.63
1997 JPFA Lease Revenue Refunding Bonds (Hacienda & Buena Vista)	\$ 142,931.25
2005 CDC Tax Allocation Refunding Bonds (Hidden Valley)	\$ 3,349.96
2007 City of Vista Certificates of Participation	\$ 10,746,911.90
2010 CDC Tax Allocation Bonds (Vista Redevelopment Project)	\$ 1,142,413.46
2011 CDC Tax Allocation Bonds	\$ 1,553,975.01
2015 Subordinate Tax Allocation Refunding Bonds Series A, B-1, B-2	\$ 18,913,783.43
TOTAL FUNDS MANAGED BY U.S. BANK	\$ 40,397,883.21
 <i>FUNDS MANAGED BY TRISTAR:</i>	
Worker's Compensation Trust Account	\$ 150,000.00
 TOTAL FUNDS MANAGED BY FISCAL AGENTS	 <u>\$ 40,547,883.21</u>



REGIONAL SOLID WASTE ASSOCIATION

Member Agencies: Cities of Del Mar, Encinitas, Escondido,
National City, Poway, Solana Beach, and Vista

To: RSWA Board Members
From: General Manager James H. Eggart
Subject: First Quarter of FY 2015/2016 Budget and Expenditure Status –
Item 6.C.
Date: RSWA Agenda October 1, 2015


BACKGROUND

Attached for your information are the following reports:

The Financial Status Report as of September 22, 2015 (First Quarter FY 2015/2016) which shows a Fund Balance for the First Quarter in the amount of \$338,297.

The RSWA Cash Activity Report as of September 22, 2015.

CITY OF VISTA MEMORANDUM

TO: James H. Eggart, RSWA General Manager/General Counsel
FROM: Lauren Warrem, Director of Finance/Treasurer 
DATE: September 22, 2015
SUBJECT: RSWA Budget Status

Attached are the Financial Status Report and Cash Activity Report for the Regional Solid Waste Association (RSWA) for the respective periods shown below.

JULY 1, 2014 THROUGH JUNE 30, 2015

ACCOUNT RECONCILIATION

Each account has been reviewed and reconciled against the transactions contained in the City of Vista's financial database as of June 30, 2015.

REVENUES

Year-to-date (YTD) activity includes actual revenue of \$284,273, which represents 105 percent of the FY 2014/2015 budgeted revenue.

EXPENDITURES

The YTD activity includes actual expenditures through June 30, 2015, totaling \$238,192, which represents 94 percent of the FY 2014/2015 budgeted amount.

FUND BALANCE

The total fund balance as of June 30, 2015, is \$431,407, which includes a balance of \$100,000 set aside and reserved for two household hazardous waste facility closures in the future.

JULY 1, 2015 THROUGH SEPTEMBER 22, 2015

ACCOUNT RECONCILIATION

Each account has been reviewed and reconciled against the transactions contained in the City of Vista's financial database as of September 22, 2015.

REVENUES

Year-to-date (YTD) activity includes actual revenue of \$80,529, which represents 29 percent of the FY 15/16 budgeted revenue. Interest earnings have not yet been posted for the first quarter.

EXPENDITURES

The YTD activity includes actual expenditures through September 22, 2015, totaling \$173,639, which represents 60 percent of the FY 15/16 budgeted amount.

FUND BALANCE

The total fund balance as of September 22, 2015, is \$338,297, which includes \$102,000 set aside and reserved for two household hazardous waste facility closures in the future.

**REGIONAL SOLID WASTE ASSOCIATION
FY 2015-2016 FINANCIAL STATUS REPORT
AS OF SEPTEMBER 22, 2015**

	<u>BUDGET</u>	<u>YTD ACTUAL</u>
BEGINNING BALANCE (6-30-2015 Fund Balance)	\$ 431,407	\$ 431,407
REVENUE		
DISPOSAL AGREEMENT VOLUME REBATE	242,604	60,651
HHW NON-MEMBER	32,000	19,878
INVESTMENT EARNINGS	3,300	-
TOTAL REVENUE	<u>277,904</u>	<u>80,529</u>
EXPENSES		
STIPENDS	8,000	900
INSURANCE	6,500	2,150
TRAVEL AND MEETINGS	10,000	-
AUDIT SERVICES	2,920	-
LEGAL SERVICES	18,000	4,500
CONSULTANT SERVICES	33,000	7,500
REIMBURSEMENTS	3,500	-
HHW EDUCATION	7,000	7,000
HHW PERMITS	1,800	1,484
HHW FACILITY SECURITY & PHONE	3,000	105
WEBSITE MAINTENANCE	1,500	-
RSWA PHONE, FLYERS	5,000	-
INTERGOVERNMENTAL PROGRAMS	191,429	150,000
TOTAL EXPENSES	<u>291,649</u>	<u>173,639</u>
TOTAL ENDING FUND BALANCE	<u><u>\$ 417,662</u></u>	<u><u>\$ 338,297</u></u>
 CASH		 \$ 315,971
ACCOUNTS RECEIVABLE		19,878
PREPAID EXPENSE		2,448
TOTAL ENDING FUND BALANCE		<u><u>\$ 338,297</u></u>
 FUND BALANCE, UNRESERVED/UNDESIGNATED		 \$ 236,297
VISTA HHW FACILITY CLOSURE DESIGNATION		51,000
POWAY HHW FACILITY CLOSURE DESIGNATION		51,000
TOTAL ENDING FUND BALANCE		<u><u>\$ 338,297</u></u>

RSWA CASH ACTIVITY
JULY 1, 2015 - SEPTEMBER 22, 2015

Date	Ck.#	Name	Description	Deposit	Disbursement	Cash Balance
7/1/14			Balance carried forward from 6/30/15			\$ 429,755.03
7/9/15	90731	CAMPBELL, CODY	RSWA BOARD MEMBER STIPEND		150.00	\$ 429,605.03
7/9/15	90734	CITY OF DEL MAR	RSWA HHW EDUC APPROP-FY15/16		1,000.00	\$ 428,605.03
7/9/15	90735	CITY OF ENCINITAS	RSWA HHW EDUC APPROP-FY15/16		1,000.00	\$ 427,605.03
7/9/15	90736	CITY OF ESCONDIDO	RSWA HHW EDUC APPROP-FY15/16		1,000.00	\$ 426,605.03
7/9/15	90737	CITY OF NATIONAL CITY	RSWA HHW EDUC APPROP-FY15/16		1,000.00	\$ 425,605.03
7/9/15	90738	CITY OF POWAY	RSWA HHW EDUC APPROP-FY15/16		1,000.00	\$ 424,605.03
7/9/15	90739	CITY OF SOLANA BEACH	RSWA HHW EDUC APPROP-FY15/16		1,000.00	\$ 423,605.03
7/9/15	90740	CITY OF VISTA	RSWA HHW EDUC APPROP-FY15/16		1,000.00	\$ 422,605.03
7/9/15	90741	COUNTY OF SAN DIEGO - DEPARTMENT OF	HHW PERMIT VISTA		1,484.00	\$ 421,121.03
7/9/15	90746	GALLO, ED	RSWA BOARD MEMBER STIPEND		150.00	\$ 420,971.03
7/9/15	90749	GROSCH, DAVE	RSWA BOARD MEMBER STIPEND		150.00	\$ 420,821.03
7/9/15	90763	MORRISON, RON	RSWA BOARD MEMBER STIPEND		150.00	\$ 420,671.03
7/9/15	90766	NICHOLS, MICHAEL EDWIN	RSWA BOARD MEMBER STIPEND		150.00	\$ 420,521.03
7/9/15	90774	SINNOTT, TERRY	RSWA BOARD MEMBER STIPEND		150.00	\$ 420,371.03
7/15/15		EDCO	CONTRACT VOLUME REBATE	\$ 60,651.07		\$ 481,022.10
7/24/15	90806	CAMPBELL, CODY	RSWA REIMB WASTE EXPO 2015		937.98	\$ 480,084.12
7/24/15	90895	MUIR, MARK ANDERSON	RSWA-REIMB WASTE EXPO 2015		1,205.59	\$ 478,878.53
7/24/15	90991	WOODRUFF, SPRADLIN & SMART	RSWA 1-YR PREPAY-AT&T TO 6/30		540.00	\$ 478,338.53
7/24/15	90994	WURBS, LIN H.	RSWA-TRANSITION ASSIST (MAY-JUNE)		262.50	\$ 478,076.03
7/24/15	91121	WOODRUFF, SPRADLIN & SMART	RSWA LEGAL SERVICES \$4500 (JUL-SEPT)		7,000.00	\$ 471,076.03
			CONSULTANT SVCS \$2500 (JUL)			
8/20/15	91650	PROGRESSIVE TECHNOLOGY SECURITY SYSTEMS INC	RSWA-WORKORDER#21257		105.00	\$ 470,971.03
8/20/15	91733	WOODRUFF, SPRADLIN & SMART	RSWA-CONSULTANT SVCS		2,500.00	\$ 468,471.03
9/3/15	91960	WOODRUFF, SPRADLIN & SMART	GEN MGR SEPT 2015		2,500.00	\$ 465,971.03
9/17/15	92009	CITY OF DEL MAR	ENVIRO ENHANCE FUND DIST 15/16		3,900.00	\$ 462,071.03
9/17/15	92011	CITY OF ENCINITAS	ENVIRO ENHANCE FUND DIST 15-16		36,300.00	\$ 425,771.03
9/17/15	92013	CITY OF NATIONAL CITY	ENVIRO ENHANCE FUND DIST 15/16		22,650.00	\$ 403,121.03
9/17/15	92015	CITY OF POWAY	ENVIRO ENHANCE FUND DIST 15/16		29,400.00	\$ 373,721.03
9/17/15	92016	CITY OF SOLANA BEACH	ENVIRO ENHANCE FUND DIST 15/16		8,400.00	\$ 365,321.03
9/17/15	92017	CITY OF VISTA	ENVIRO ENHANCE FUND DIST 15/16		49,350.00	\$ 315,971.03

**Regional Solid Waste Association Press Release:
RSWA ISSUES ENVIRONMENTAL ENHANCEMENT CHECKS**

Again this year, the Regional Solid Waste Association, a Joint Powers Agency composed of the Cities of Del Mar, Encinitas, National City, Poway, Solana Beach and Vista is issuing environmental enhancement checks to member cities.

Each city will be receiving a check based on the city's solid waste tonnage as a percentage of the total tonnage of the organization (RSWA). The check can be utilized for household hazardous waste programs, recycling or other solid waste matters. RSWA Chairperson Ron Morrison, Mayor of National City, stated that, "This is one governmental agency that has really worked – we've done the job we were created to do." He continued by saying, "Each task that RSWA has undertaken has been handled quickly, with immediate results that are recognized and verifiable."

RSWA formed a public/private partnership with EDCO Waste and Recycling to deal with solid waste disposal fees. That partnership paved the way for tremendous savings for the customers in all six cities. "The savings to our citizens has been significant due to the efforts of RSWA", said RSWA Vice Chairperson Mike Nichols, City Council Member of the City of Solana Beach.

After the successes with trash, RSWA also tackled the Household Hazardous Waste (HHW) issue. Once again using a public/private partnership, this time with EDCO and Stericycle Environmental Solutions, RSWA created a variety of HHW service options for each jurisdiction to choose the best programs for that City's residents. Regional options include utilizing either of the two permanent facilities located in Poway and Vista, hosting a special collection event or using the door-to-door collection program either for seniors and disabled and/or the general population. RSWA Vice Chairperson Mike Nichols, City Council Member of the City of Solana Beach, applauded RSWA's household hazardous waste program as being "Innovative with a menu of different options for citizens to choose from that truly encourages the proper disposal of HHW." After having the opportunity to tour the E-World facility in Vista that is handling RSWA's entire electronic waste disposal and recycling needs, Vice Chairperson Nichols went on to say how impressed he is with the state of the art facility.

The environmental enhancement check will allow each individual jurisdiction to target specific needs and utilize the money to fund services such as recycling education, HHW, e-waste, litter abatement programs and/or NPDES related activities. The influx of money will allow each city to not only be creative, but to individualize the program to meet the different and individual needs of each jurisdiction. RSWA Treasurer Terry Sinnott, City Council Member of the City of Del Mar, pointed out "Since RSWA has the regional programs fully in place – the new money coming to each city will mean more programs for our citizens at zero cost to us or them." This is truly a win-win situation for the residents of the RSWA cities.

For more information please contact:
James H. Eggart, General Manager – RSWA at (714) 415-1062
james@RSWA.info